

NAQCC NEWS

ISSUE 210 DECEMBER 2015




KEY CLICKS

- K3WWP REACHES 1000 DAYS OF QRP DX!** Many of us have been following retired NAQCC VP John, K3WWP's, amazing and inspirational QRP QSO streaks. John is currently in his 22nd year of making at least one QRP CW QSO per day using simple wire antennas. That's right, not a single day missed in over 21 years! Absolutely amazing! And on November 25th he reached a significant milestone on his DX sub-streak - 1000 consecutive days making at least 1 QRP CW DX QSO using simple wire antennas! You can read all about this great accomplishment in the *Member Submissions* section of this newsletter.
- CHECK OUT OUR MONTHLY POLLS.** Jerry, VE6CPP, puts up an interesting poll on our club website each month. You can cast your vote in the current poll and see past poll results using the links on the main club page <http://www.naqcc.info/>. The more people that cast a vote, the more interesting the results.
- SET YOUR CLUB PARTICIPATION GOAL FOR 2016.** The year is very quickly winding down and we will soon be able to announce the winner of the 2015 Participation Award. (See the *Awards* page in this newsletter for the details.) It's not too early to start planning your participation strategy for 2016. Joining in on our fun monthly sprints and challenges is all you need to do to have a shot for 2016. Go to <http://www.naqcc.info/contests.html> and <http://www.naqcc.info/challenges.html> to see the complete sprint and challenge schedules.
- WISHING ALL OF OUR MEMBERS THE VERY BEST OF THIS WONDERFUL HOLIDAY SEASON.** One of the great characteristics of QRP is that plenty of gear-goodies can fit into the average sized stocking so hopefully Santa will find you on his "good QRPer" list this year!

IN THIS ISSUE	
Key Clicks	1
Power Poles	2
Rainbow Ladderline	7
DX-pedition to ND 2	11
Member Spotlight	14
Sprints	17
Challenges	20
Awards	22
CW Nets	23
Help For Beginners	28
Ham Quips	29
Chapter News	30
Member Submissions	45
About The NAQCC	50
Contacts	51


MERRY CHRISTMAS AND HAPPY NEW YEAR TO ALL!



POWER POLES

BY JOHN, K3WWP

September 27: The day of our planned power pole work. For those of you who are not familiar with power poles, briefly they are a very clever way of distributing power to various pieces of equipment. They do not have male and female connectors as such, but simply plug into each other using two pairs of connectors - red for positive and black for negative.



I think this construction article will make it a little clearer. If not, there is a lot of info on the Internet that can be found via a Bing search.

Mike KC2EGL arrived shortly after 9 AM, and after some chatting, we got started on the project. The first thing was preparing some short pieces of #14 solid wire. I had some old house wiring that contained 2 conductors of just that size wire as shown here.



We stripped off the outer and inner insulation and cut off four 12 inch lengths of wire. After cleaning off the very old wires, we then cut them into 2 inch lengths which gave us 24 pieces, a few more than what we needed for the project. Here's the pile of them:



The next step was to solder the wires to the little connectors that slip into the power pole casings. This can also be done using crimp connections, but we chose solder rather than buying a somewhat expensive specialty crimping tool. If soldering, it is necessary to be careful the solder does not flow onto the contacts or the outside of the little barrel that holds the wire. The easiest way to do that is to stand the wire up, pop on the connector and heat it, feeding the solder in from the bottom and letting it wick up into the barrel. We did that using a couple holes in a board as you see here:




After a while we had a collection of wires with the attached connectors as shown in this picture:





Now the connectors were pushed into the housings until they snapped over a little retaining clip. This proved to be a little difficult at times and it took a bit of effort to get some of them to seat correctly - not so much with the stiff #14 wire but later when we put the mating connectors on the end of the various power cables for the KX3, PX3, etc. Those wires were softer and would bend as we pushed. Finally we had to resort to using a small tool to bypass the wire and press directly on the connector to seat it. Anyway we wound up with six red and six black connected together with 12 connectors and wires installed:



Next the unit was mounted on a printed circuit board. First the board was divided into two sides, one positive, one negative, by using a Dremel tool to remove a narrow strip of copper from the middle of the board. Then a tricky moment inserting the twelve wires into twelve holes drilled in the board. It actually went pretty well and quickly, and we had this strange looking unit below. Left before soldering and right after soldering the wires to the board.




We "neated up" the solder connections after the picture was taken, and we next mounted the unit inside a Radio Shack project box using spacers after soldering the input wires to the board. The spacers were sized to let the connectors project through the lid of the box. Those steps are shown in these final pictures:





The description above was for Mike' distribution unit. After that, as mentioned above, we put the mating connectors on the end of each of his cables from his gear, and that finished the project as far as Mike was concerned.



Similar to the first five pictures above, along with Mike, I made a unit with four red and four black connectors. We also hooked up the connectors to my power supply, KX3, PX3, and K2. One for each of the four connectors. I wound up mounting mine differently though as I thought the project box was a bit big for my setup. So I'll use the box for something else someday. Mike had to leave early to run an errand. After he left, I put in a lot of thought as to just how I would mount mine and came up with the following. Instead of the circuit board, I simply connected all 4 positive and 4 negative connectors together by bending and soldering the two inch wires. Then I used some pieces of wood from my wood junk box to attach the unit firmly to the underside of the shelf on which my gear resides. The connector housings have a hole through them for pins that lock them together. I simply passed a wire straight through all 4 holes and through two pieces of wood at the side of the unit, fastened those pieces to a small wood board which I then mounted to the shelf. Here's a picture with two connectors hooked up and two empty slots with the mating connectors dangling loose to maybe show better just how things go together.



After I used my connectors a few days, I found with the dovetail connectors on the plugs (L), it was possible to accidentally engage the dovetails when inserting them into the interlocking strip and then it was hard to disengage them. Also having the dovetail connectors pushed the plugs apart when inserted into the strip as shown here (R).



I thought that removing the dovetail connector from one side would solve the problem. I found the plastic very tough, and after trying to slice it off with a knife or filing it off with a file and failing, it turned out the best way to do it was to rub it off with a piece of #40 emery cloth laid flat on my desk (L). That did the trick as shown here (R). Of course there would be other ways of doing it as well, such as with a Dremel grinder, etc.



After re-installing the plugs in the strip, they now align much better as you see here without pushing on their neighbors and no accidentally interlocking the dovetails. It might even be better to remove the female half of the dovetail connectors as well, but I'm satisfied as is.



RAINBOW LADDERLINE

BY DEJAN, SA3BOW

I like to radio from the great outdoors. But the great outdoors do not always agree with me. So I have found ways to radio from the ...near great outdoors. Here is one of my ways that might suit you too: Use your home QTH antennas whilst sitting outside the house.

From my radio corner I plug in a DIY ladderline. That ladderline simply goes through the wall and runs outside the house under the eaves clamped with tiny U-Shape staples shot with a staple gun. Electricians use it for telephone and signal cables. After some 19½ meters (~64 feet), it appears on the rear side of the house. This ladderline is made of discarded household wire and left overs from an optic fibre installation. I use a 50mm (2") wire-to-wire distance like my main feed lines.

A few details:

- * I tested the glue and tubes in the microwave oven to see if it got hot from HF.
- * Once a ladderline reaches a c-c of 50 mm/2", the impact on impedance is very small from any variations in width . Pure maths.
- * To prevent bugs and what not from deteriorating the dielectrics of the plastic tubing, I hot glued the spreaders both from the middle hole and then gave the outside holes a dab too.
- * Cheap plastic or medical gloves make the inevitable burns from the hot glue bearable.
- * Using a drill press, a 2"x2" was drilled with two holes 2" apart. It supported the drill when drilling through the wall. Worked like a charm.

Epilogue:

Working radio like this is not working /P in my opinion. But outdoors is great just the same.




All stuff in place. Even some blueberry twigs.



Spreaders inside the house are just tied with waxed twine.



This is the raw material as it comes.



*Start filling the glue from the middle. And work that bit fast!
Done right the glue will pour out the holes. Then give the outsides a blob too.*



*I recommend the not "el cheapo" plugs. Check with a magnet if there is any steel.
If so..throw them.*



Not great, but my view. I find it better than the best wall paper.



DX-PEDITION TO ND (PART 2) BY GREGG, WB8LZG

After months of anticipation the big day was at hand. My XYL, Vicki and I boarded the plane in Lansing and we were on our way to visit our son Jordon in Minot, North Dakota. The flights were near perfect and we landed in Minot just as Jordon was finishing work for the day. That evening was a delight. We dined out at one of the local fine restaurants with Jordon and his girlfriend Ally. After much "catching up" we all went home and turned in. It's funny how you can just sit in an airplane seat all day and be bushed from it.

The next morning I was up early unpacking the radio gear. I went out to find a fishing pole with which to launch some lines to hoist my dipoles. The temperature difference was immediately apparent. When we left Lansing it was 60-some degrees. Minot was in the 30s and yes, a flake or two of snow was falling ! I was going to have to be fast or freeze!

I found the fishing pole and proceeded to look for limbs high up in the trees. My first cast hit pay dirt right away and I soon had the 20 meter dipole's apex up about 30 feet. My second attempt was not so good. I got over the limb I wanted , but the sinker wrapped around a bunch of little branches and was not coming down ! I gave the line a swift yank and made it even worse. ARGHH !

Oh well, I wound up as much line as I could and with a firm tug, broke it off. I quickly got another sinker out and tied it to the line. My fingers were getting cold already. To my relief, the next shot was right on the money and the 40-meter dipole was soon up about 30 feet also. The 40m was strung E-W , and the 20m was strung N-S , so I figured I'd get some good coverage of the continent. I stuffed the ends of the coax feedlines through the shack window and made a swift retreat into the nice warm house, grabbed a "warmer on my Joe" and went in for the "smoke test".

I still had a couple days before Sweeps, and I was going to operate as N0T and promote the Souris Valley Art Fest which was taking place during that week in Minot. After cabling it all up I was happy to hear the "sweet music of Morse code" upon power up! A quick check of the SWR meter on the tuner showed that all was well, and I cranked the power on the ICOM 706 up to QRO, 50-60 watts.

Being a steadfast QRPer, it was tough. It almost hurt, but I wanted to give lots of folks a chance at putting North Dakota in their logs. A quick CQ , and N0T was on the air! I figured on concentrating around the QRP "watering holes" to hopefully work lots of QRPers and I wasn't disappointed. Several "little pistols" had good signals into Minot. I was very pleased to work several NAQCC members that I regularly QSO with in the monthly sprints, and exchange numbers, as well as a couple of SKCC boys too!

It was pleasant to have a QSO and chat with these guys, and to get to know them better. The page in the log was filling up nicely and I decided to give those phone guys a chance to play also. It was lots of fun as the page filled up. I even got to chat with the student hams at W8SH at Michigan State University where I usually start my mornings! After a couple pages of Qs in the log, I figured I'd join the family for a while, have lunch and be social.

I also got called upon for the "dad's expertise" in a bathroom faucet leak, and actually got it fixed with only one trip to the hardware store ! Wheee Heee ! That never happens back home (those of you homeowners out there know what I mean) .

As Thanksgiving was approaching, and since we weren't going to be there for the actual day, we decided to do an early holiday. The next day Jordon had a big turkey, with all the fixins, cooking in the

kitchen. This was perfect for leftover sandwiches during the Sweeps! We had a typical "eat too much" dinner and with hunger at bay, I slinked off to fill another page in the log.

Finally, the start of Sweepstakes was at hand. All was in readiness. For traditions sake I had opted not to bring ANY electronic devices with me to aid in any way. This was the true essence of Sweeps the way I was taught. Pencil and paper and a good ear. No computer to look up where the spots were. No logging program. No memory keyer. None of that fancy stuff. Just me, the rig, and a key. What more is there for a diehard Sweeps boy ?

From the start, things went pretty good. I decided to play S&P up and down the band on 20 and surprise a few guys with the ND section right off the bat. It was great fun, and several of the stations took the extra time to say "TU fer ND es GL". I also decided to be a bit more friendly and casual, and was also wishing all of my QSO's "TU 73 es GL". No, you won't get the hot rates that way, but you may get a bit of a smile from the op on the other end.

After a page of search and pounce, I went to the upper end of the pileup and started calling CQ . I went slow at first. Then I got "spotted" because I was getting several callers at times. YES! This is what I came for. The fast action was not to last however due to the ever expanding pack jumping right in there next door. I had to slowly QSY up the band to avoid being eaten alive by the KW boys with lots of aluminum in their arsenals. Oh well, that's the way of it. This is THE Sweepstakes, with no room for the faint of heart and no cry babies allowed! It was dog-eat-dog for the next few hours as I would find a spot, make a few QSOs, get over run, move, and over again.

Dinner Break! Whew! I took a breather and contemplated strategy while I ate. Once back in the chair, I switched to 40 to try my luck there. It was wall-to-wall bedlam. Every spare kilocycle was being ionized in a staccato string of dits 'n dahs echoing through my ears! Even with the narrow filters, it was, at times, pretty wild and crazy. But I loved it ! It wouldn't have been any fun at all if I didn't have to work for it, yet the Qs weren't going in the log as fast as hoped for in my "DXer Dreams". Hi .

Well, I got another page in, and all the California sections, the 8's, 9's, and 2-land. Then 40 went noisy and after a few hard Qs on 80, I decided to hit the sack for a few hours, and regroup fresh in the early AM to grab the rest of the east coast.

The next morning the 1's were booming in on 40m. It seemed all there was, was 1's. When I came back from a quick breakfast, more bedlam ensued. I went to 20, but it was crazy there. Tried 15, which was a bit better, and several new sections were earned. I swapped it up to 40, then to 15, and back to 40. I was trying to find the glory hole on one band or the other. Then things started slowing down and the lack of sleep was catching up to me.

Early evening was nigh, and I decided to pull the plug. There was still a couple hours of contesting left, but my son's hockey team was playing that night and I wanted to see him play. Good call, as we got to watch him score a goal! That was icing on the cake for the trip.

Was I up in the thousands on QSO counts ? No, but I did fill six pages of log with more fun than I've had in quite a while on the air.

The highlights for me, besides being with family, were the pre-Sweepstakes QSO's I had with many of the NAQCC QRP gang, and several just plain 'ol nice "rag chews". I made a few phone QSOs too (oh the shame) . One was with Reece, KD8VWY at W8SH on the campus of MSU.

Also putting W8SH in the log with Ed, W8EO at the helm during the Sweeps was a thrill. Then there was the unexpected fun of running into and working Joe, N7IV right there in Minot. Small world! We took the

extra time to wish each other "GL" in the Sweeps. It put a big grin on my face to grab the ND section myself with the N0T Sweeps Special Event call.

All in all, this was the best birthday present I've had or probably ever will. Thanks to my XYL, Vicki and son Jordon for the "time of my life" as N0T! 73



MEMBER SPOTLIGHT



Each month one of our members is randomly selected and asked to share their ham radio biography with all of us. Questions or comments should go to Paul, KD2MX.

DISCLAIMER: Any views expressed in this section are those of the submitting member and may or may not be those of the NAQCC or its officers.

JENNY OSTLUND, SM5MEK, #6959



It all started at a young age when my older cousin had obtained his license and I got to sit next to him and listen. I do not know what exactly, but something that I heard appealed to me. I had previously listened for distant broadcast stations on an old tube receiver.

At 14 years of age, I started a course in telegraphy. I also studied home electronics. I had to seek special permission to enter these courses.

Now I knew a little more about telegraphy. I worked for some years as a television technician and my specialty was antennas.

Then it was time to do military service. At the muster, I was able to pass the telegraphy test flawlessly. I ended up in education to the liaison manager. This training included telegraphy, the minimum acceptable requirement was 40wpm and I easily passed this course.

I became an outdoorsman and this brought up a new opportunity for certification. An organization that I am a member of held a first amateur radio course in telegraphy. This class was in Uppsala, where I now lived and I got my license.

I got my first rig. It was a HW-101 with nixie display. Then I bought a Drake TR4. I ran HF for few years, most of the time at my club because it was difficult with the antenna at home since a neighbor's stereo thumped in time with my cw. Hihi.

Then came a number of years when I hardly saw a radio. I worked at a hotel in town and at play I spent my time outdoors on nearby lakes and other flowing waters. Long distance cycling also occupied my time for a few years.

After sometime I met some old radio friends who thought I should start again. Said and done, I got a IC706MKIIg with AH4. It eventually got to stay in the car, as the RFI problem at home had not decreased. On the contrary it was even worse. Later I got a IC E90 and a Kenwood TM-D700 for the car.

Then QRP came into the picture. My interest in the outdoors was still there so why not combine the two?

I got a IC-703+, which I do not regret. It worked everywhere. I realized of course that the antenna was the important bit here. Thus began my endless experiments with antennas.

I wanted to also run 2m SSB and CW so I bought a FT817 ND when the seller had a special price on the rig. The result was that I started to build tuners for it, as it is not the FT 817. This now became my rucksack radio so the IC703 got to stay at home.



Now I wanted to build a little more so I bought a kit, the BCR Blue Cool Radio, which covers 80-17 meters CW. After a time, I got it running, and oh, how great it worked. I made plenty of contacts with it and the receiver was better than expected.

Now my equipment is distributed as follows: IC7200 in shack at home, TS2000 in chess club, IC 706 MKIIg home (reserve), IC703 in the backpack, FT817 now and then, here and there, and the same with my lightweight BCR.

My antennas at home include a 6-element log periodic, a vertical BHA250dx, and a shoddy G5RV. For portable antennas I have: Linked dipole for 80-10m, a trap dipole for 20-40, a vertical trap antenna with traps and ground planes for 20m, 30m and 40m, end multi-feeds, as well as two verticals with tunable coil. A vertical antenna with adjustable coil is described on my website: www.sm5mek.se

My awards and certificates have grown in number in recent years, and now include several 1000 miles/watt, WAC QRP, NAQCC all continents award, and DXCC QRP. Most are published on my website.

My most memorable QSO is not easy to pick out but several come to mind. One is when I worked a station at the South Pole with just 5W and a 3-element beam. A QSO with New Zealand is another good memory using the same equipment.

But one QSO that stands out a little was with a US station that I worked last year (2014) when I visited the small coastal town of Öregrund on the Åland Sea. I had my BCR and a vertical antenna that I had just built. Surrounded by a flock of geese, I sat in the park and hit CQ and heard a weak signal responding. Hurray an answer! It proved to be a station in Texas. I was running just 3W from the radio! We did not have strong signals but the contact was entirely feasible. This was celebrated with a cup of tea while the geese gave me a hungry gaze.

A few years ago I sold my car so now I always travel by bus and train. As I have season tickets to the local and regional buses, I can travel as much as I want. The trip to Öregrund takes about an hour. So I have gone there several times but never had as good a QSO as I just described. However, signal strengths often seem better at the seashore. Also, I like to sit and remember the many kayak tours I have experienced out there in the archipelago. Nowadays my health limits what physical activities I perform but easy forest walks are still enjoyable. And the radio helps keep me busy.



NAQCC SPRINTS

CURRENT MONTH'S SPRINT: We have two different sprints to play in this month. First up is our regular sprint on December 9, 0130-0330 Z. That's the evening of Tuesday the 8th here in North America. Then a couple of weeks later we have one of our semi-annual Milliwatt sprints on December 17, 0130-0330 Z (the 16th in North America). You can find complete information about these sprints at <http://www.naqcc.info/sprint201512.html> and <http://www.naqcc.info/sprint201512mw.html>.

Please remember to strive for that perfectly formatted "SILVER LOG" submission. It really helps our log processing. Everything that you need to know about how to have a Silver Log can be found at <http://naqcc.info/GLCheckList.txt>.

Complete sprint rules and information on log submissions can be found at <http://naqcc.info/contests.html>.

We occasionally get questions from sprint participants about how to use the GenLog software to log and report their contacts. Most of the time the answers to these questions can be found in the excellent illustrated tutorial written by KB8FE and found at http://www.naqcc.info/sprint_genlog_tutorial.html. Alternatively, a logging spreadsheet for Mac OS X computer users is available at http://www.naqcc.info/sprint_macs.html.

LAST MONTH'S SPRINT RESULTS: 122 logs were received from participants in our November sprint on the 19th so our long streak of 100+ logs was easily continued. Since April of 2010 we have only had 4 sprints with fewer than 100 submitted logs and this clearly demonstrates the popularity of this fun activity. If you have never participated in one you are missing a lot of fun so "try it, you'll like it," and I guarantee that you won't need any Alka-Seltzer afterwards unlike in the old TV commercial.

Complete sprint results, including soapbox comments, can be seen at <http://www.naqcc.info/sprint201511.html> and summary information can be seen in the tables on the following pages.

We would especially like to welcome our first-time log reporters. We hope that you had a great time and will return often: WA4SPJ AB1DQ W4OEP KD8WA N2WZP K8AX N4TMM KE0CU KB1M N5BGZ VE7GM K8UDH K8SMS KG6TGI

SWA STRAIGHT KEY CATEGORY			
Division	1st	2nd	3rd
W1	KN1H	KB1WOD	
W2	W2SH	KA2KGP	
W3	KQ3Z	AB3RU	
W4	N4KS	NJ4V	WG8Y
W5	WI5H	W5WIL	
W6	WK6L	K6MGO	
W7	KF7WNS	KC7DM	
W8	WA8AXF	WB8LZG	
W9	W9CC		
W0	N0TA	WB0PYF	
VE	VE2TH	VE3FUJ	
DX			

SWA BUG CATEGORY			
Division	1st	2nd	3rd
W1			
W2			
W3	K3WWP		
W4	AK4NY		
W5	NF5U		
W6			
W7	N7QR		
W8	AB8FJ		
W9	AA9L		
W0	KD0V		
VE			
DX			

SWA KEYER/KEYBOARD CATEGORY			
Division	1st	2nd	3rd
W1	N2CN		
W2	K2YGM	WA2FBN	
W3			
W4	N4MJ		
W5	N5GW		
W6	KG6TGI		
W7	W4OEP		
W8	AC8JW	WA8SAN	
W9	N9SE	K9FO	
W0	WD0K		
VE	VE3DXK		
DX			

GAIN CATEGORY			
KEY==>	SK	BUG	K/K
	K4BAI		

FIRST TIME ENTRANT HIGH SCORE			
KEY==>	SK	BUG	K/K
	AB1DQ	KD8WA	WA4SPJ
PRIZE DRAWING WINNER			
VE3DVC			

	Current Month	Previous Month	All-Time Record	Record Date
Logs	122	131	194	2/13
Participants	177	219	269	2/13
Total QSOs	1573	2080	2804	2/13
Hour 1 QSOs	849	1120	1468	2/13
Hour 2 QSOs	724	960	1334	2/13
20m QSOs	83	347	1232	8/13
40m QSOs	733	1053	1534	4/12
80m QSOs	757	680	1417	2/13
Avg QSOs/Station	12.9	15.9	19.3	9/11

SPRINT HONOR ROLL: We honor the following members for their outstanding participation over the years in our sprints. Exact counts can be seen at http://naqcc.info/sprint_dates.html.

NUMBER OF SPRINTS	MEMBERS
50+	NA4O N8BB KC2EGL VE5BCS N2ESE K6CSL N8QY WA8SAN N0TA WX4RM WD0K K4KRW NQ2W KB8FE NO2D WY3H AA9L KQ1P W4DUK KE5YUM WB8ENE WA2JSG K1IEE N4FI VE3FUJ KD0V NU7T
75+	K3RLL NF8M KU4A K4JPN K4NVJ N8XMS KD2MX K4BAI WB8LZG KB3AAG
100+	W2SH W9CC W2JEK KA2KGB
125+	K3WWP



NAQCC CHALLENGES

CURRENT MONTH'S CHALLENGE: The North American challenge this month is another alphabet challenge working with words related to the work of radio pioneer Reginald Fessenden. You can find the list of words along with a little bit of information about Fessenden at <http://www.naqcc.info/challenges201512.html>.

The European challenge is also an alphabet challenge working with the names of some traditional European holiday foods. Details at <http://naqcc-eu.org/eu-challenges/december-2015-challenge>.

NEXT MONTH'S CHALLENGE: In January we will kick off the new year with a Mardi Gras party. Go to <http://www.naqcc.info/challenges201601.html> for details.

The European challenge for January will involve the names of three famous European orchestras but it has not been posted to the chapter website yet.

Complete information about our challenges including a helpful tutorial on how to organize your work for an alphabet challenge can be found at <http://naqcc.info/challenges.html>. Detailed general rules for our challenges can be found at http://naqcc.info/challenges_rules.html.

LAST MONTH'S CHALLENGE: The deadline for submitting entries for the November Thanksgiving challenge is still a few days away so final results are not yet available. You can go to <http://www.naqcc.info/challenges201511.html> to see what has been posted so far, and the final results will also be posted there shortly after the 10th of the month.

The European challenge results will be available at <http://naqcc-eu.org/eu-challenges/november-2015-challenge>.

IMPORTANT NOTE: We have recently been receiving a number of challenge submissions that include various contest QSOs as part of the challenge effort. According to our challenge rules, contest QSOs like sprints and QSO Party contacts cannot be used in challenge submissions. Even if you are not "participating" in the contest, if the other person is getting some points from the contact it still counts as a contest QSO and is not allowed in our challenges. The complete challenge rules can be found at http://naqcc.info/challenges_rules.html.

CHALLENGE HONOR ROLL: We honor the following members for their outstanding participation over the years in our monthly challenges. Exact counts can be seen at http://www.naqcc.info/challenges_schedule.html.

NUMBER OF CHALLENGES	MEMBERS
25+	KD2MX N1LU KD0V K9OSC VE3HUR KU4A WY3H
50+	K1YAN VE3FUJ NU7T K1IEE
75+	N8XMS W2JEK
100+	
125+	K3WWP



NAQCC AWARDS

We have an extensive list of awards that you can earn. Complete details can be found at <http://naqcc.info/awards.html>.

FEATURED AWARD: The Participation Award

This is a very special award and it comes with a special prize - a free membership in FISTS, The International Morse Preservation Society. Each year our members earn points by their participation in our monthly sprints and challenges. One point is earned for each sprint or challenge that you participate in, and an extra point is awarded if you participate in both of these activities in a single month. In other words, a maximum of 3 participation points can be earned each month thus producing a total of 36 possible points for the year. At the end of the year the member with the highest number of participation points wins the prize. (Actually the winner is usually determined by a random drawing from the several members who end up in a tie with their points.) You can see the complete details about this award, along with the points that you have individually earned so far this year, at http://www.naqcc.info/awards_participation.html.

RECENTLY ISSUED AWARDS:

1000 MPW

0494	AK6VS	VK2PN	-	1,493	11/10/15	Random wire @15'
0493	KG5HCF	YJ8CW	-	1,504	11/10/15	Vertical @0'
0492	K4ARQ	LZ259PA	-	1,131	11/10/15	EF Zepp @ 50
0491	N2ASD	JA3YBK	-	1,300	11/10/15	OCF Dipole @25'
0490	AF4HL	E51MQT	-	1,232	11/10/15	Random wire @60'
0489	V31CR	G4OEC	-	1,302	11/04/15	EF wire
0488	W1SFR	S57V	-	40,799	11/04/15	OCF Dipole @80'
0487	AB7MP	JA1NUT	-	1,004	11/04/15	Inverted V @30'
0486	AF4HL	SV1DPJ	-	1,062	11/04/15	Random wire @60'
0485	AF4HL	RK3ER	-	1,045	11/04/15	Random wire @60'
0484	AF4HL	UY1HY	-	1,066	11/04/15	Random wire @60'
0483	AF4HL	UT7UJ	-	1,044	11/04/15	Random wire @60'
0482	AF4HL	RA6AN	-	1,152	11/04/15	Random wire @60'
0481	AF4HL	J49TSL	-	1,118	11/04/15	Random wire @60'
0480	VE6NS	5B/RN3QO	-	1,232	11/04/15	33' EF @20'
0479	VE6NS	E6GG	-	1,197	09/19/15	40m doublet @25'
0478	VE6NS	E6GG	-	1,197	09/18/15	40m doublet @25'



NAQCC QRS/QRQ NETS



We have a number of nets (QRS = slow speed, QRQ = higher speed) designed to help people build up their CW operating skills. Complete information about these nets can be found at http://naqcc.info/cw_nets.html. Questions should be directed to Net Manager Scotty, NU0S.

NAQCC NET SCHEDULE

Net	Local Time	UTC	Freq +/-	Primary NCS
East Texas QRS Net (ETN)	Monday 7 PM CT	Tuesday 0100 Z	3560 KHz	Allen, KA5TJS (in TX)
Farnsworth 40 m QRQ Net (FRN)	Sunday 5 PM PT	Monday 0100 Z	7065 KHz	Rick, N6IET (in CA)
Farnsworth 80 m QRQ Net (FRN)	Sunday 7 PM PT	Monday 0300 Z	3556 KHz	Rick, N6IET (in CA)
Farnsworth 80m QRQ Net (FRN)	Monday 8 PM PT	Tuesday 0400 Z	3565 KHz	J.B., NR5NN (in CA)
Midwest Net QRS Net (MWN)	Monday 9 PM CT	Tuesday 0300 Z	7117 KHz	Scotty, NU0S (in NE)
Rocky Mtn Regional/Continental QRS Net (RMRc)	Tues/Thurs 4 PM MT	Tues/Thurs 2300 Z	7062.5 KHz	Dale, WC7S (in WY)
Rocky Mtn Regional/Continental QRS Net (RMRc)	Tues/Thurs 4:30 PM MT	Tues/Thurs 2330 Z	14062.5 KHz	Dale, WC7S (in WY)
West Virginia QRS Net (WVN)	Wednesday 9 PM ET	Thursday 0200 Z	7117 KHz	John, N8ZYA (in WV)
Pacific Northwest 80 m QRS Net (PNW80)	Thursday 7 PM PT	Friday 0300 Z	3574 KHz	Stewart, KE7LKW (in WA)
Great Lakes QRS Net (GLN)	Thursday 9 PM ET	Friday 0200 Z	3534 KHz	David, WA8AXF (in MI)

Note: On the rare occasions that there is a conflict between one of our scheduled nets and one of our regular sprints the sprint will take precedence.

From Net Manager Scotty, NU0S

Well as I'm accused of saying to often by my friends... Another month went by too fast, the bands have been long and the CW chats/rag chewing to short. I look forward to December and more low band activity, especially 80 and 160M. Please make note of band and frequency changes on the club web site as some of the Op's have gone to lower bands...80M because of the long band conditions on 40M. Please have a safe Holiday Season and get on the radio...

Hey follow me on Twitter @NU0Slong for live net updates and QRP CW in the field...Please contact me anytime with questions or concerns with any of our NAQCC Scheduled Nets...72/73 Scotty Long NU0S NAQCC 3715 MWN NCS / Nets Manager-Coordinator.

Quick Notes from our Net Control Station Professional Ops!!!

11-02-2015 40M, 80M NAQCC Farnsworth Net (FRN) Richard (Rick) Stutsman N6IET, California

I love the band conditions at the new times! 40 Meters... We had NVIS for the first 30 minutes on 40 meters with stations as close as 60 miles and as far as 1000 miles all hearing each other well! Nice to hear Randy WB4SPB at 936 miles and Polar Bear Rick N7HRK/M at 1000 miles. I think 40 meters is perfect for us right at and after sunset. Randy WB4SPB was using his Drake 4 line with an old Hallicrafters keyer. Sounded very good. 80 Meters... We had NVIS on 80 meters for the whole hour, and I was able to copy John W7SAG nearly 700 miles away most of the time. And I think John is using an attic antenna! Don KOKUZ (110 miles from me) checked in and out just before the official start time on 80 meters with a 599 signal. Nice to hear you, Don! Don't be shy! KR5RR has become NR5NN. His call has become 8 ticks shorter (with a dot or an intra-character space being a tick). He says DX stations love his new call. Congrats! He was 599 at 25 watts. Mike KE6EE is working on erecting his hex beam for 20-6 meters. Mike and Rob N6KIX each mentioned having double-lever bugs. Mike promised to photograph his and send (some of us) pix. I almost added Charles KW6G to the end of our 80 meter session. He emailed me saying he had forgotten about the new net time and tuned in just as I was closing the net. Next time, Charles! 72/73 de Rick N6IET

11-09-2015 40M, 80M NAQCC Farnsworth Net (FRN) Richard (Rick) Stutsman N6IET, California

40 Meters... The CQ SS contest was still going on all around me. Despite that I found a clear frequency at 7065.5, I got no response to my calls. I closed the net after ten minutes... 80 Meters Charles KW6G checked in with a 599+ signal, but he kept setting off his CO2 alarms and had to QRT prematurely. Terrible conditions, and my noise level was S9. I barely heard John W7SAG check in and finally asked Charles to call him and see if they could hear each other. I barely heard John reply to Charles, but I never heard Charles come back. After 22 minutes I closed the net, after which I could barely hear John tell me "73". Maybe conditions will be better to tomorrow for JB's stint and for both our stints next week. 72/73 de Rick N6IET

11-16-2015 40M, 80M NAQCC Farnsworth Net (FRN) Richard (Rick) Stutsman N6IET, California

40 Meters... Conditions were not the best. Stewart made a brief appearance. Nice hearing him again! JB had his usual strong signal but reported that I was starting to fade after about the half-hour mark. His arm was tired from an earlier lengthy straight key QSO on 20 meters. I mentioned that my top speed on a straight key is 14 wpm but that I can go for a long time without getting tired. Randy checked in, and between my QRN and his longer distance (936 miles) from me, I needed JB to relay who it was. It didn't get much better. He talked with JB about his Pomeranian "mutt". Toward the end, JB could no longer copy him, either. It was great to (barely) hear you, Randy! :-)... 80 Meters Right away I noticed that I was hearing the tail end of each code element coming back to me with my fast QSK, an indication of NVIS propagation conditions (I believe). The effect disappeared after a few minutes but came back 45 minutes later. Our signals were all pretty strong. Mike was the first to check in, but I could barely hear him. Turns out he was running 5 watts (or so), and after he increased his power to 100 watts, we were all able to copy him solid for the remainder of the hour. Mike is working on putting up a new hex beam along with vertical(s) for 40 and 80 meters. His dipoles will interfere with the hex beam, so he will take them down. Rob was pretty strong at first with his sloper. But when he came back using his vertical once, both Mike and I said he was much weaker. He's looking forward to the Bug Roundup. JB reported gusty winds and mentioned that the guy he talked to in Arizona on 20 meters had a big rhombic antenna with a very strong signal. He said he was late because he was grilling steaks for his family out in the windy cold using his gas grill and ran out of gas and had to switch tanks. That got us all started talking about grilling meat and how well cooked we liked our steaks, etc. I commented that the tenant below me was using lighter fluid to light his charcoal grill as we spoke. I think everyone agreed with Mike that lighter fluid ruins the taste of anything subsequently cooked over the charcoal. I mentioned that I used to use a propane soldering torch to start my charcoal. I closed the net about the time Rob needed to check into another net and I was starting to feel chilled from the blowing cool wind on my balcony. 72/73 de Rick N6IET

11-23-2015 40M, 80M NAQCC Farnsworth Net (FRN) Richard (Rick) Stutsman N6IET, California

Yesterday I got my IC-761 back from N6AX Repair Services, who replaced the flakey VCO trimmer caps and the CPU battery. So I got on the air this morning for over an hour and again this evening for both FRN nets to see if it was working properly. So far, so good. 40 Meters from 5:00-5:42pm it was just JB and me this evening. We were 599 to each other until about half an hour into the net. We discussed the vagaries of the RBN spotters. I seem to get many good reports, while JB complains he can't buy a spot! That seems strange, given his great signal on the net on both 40 and 80 meters. I suggested that the problem was that he had put his rig into Stealth Mode. At 5:40pm the band suddenly went long, and we were barely audible to each other. So I suggested we QSY to 3555 kHz, which we did. We were each 15-20dB/S9. We encountered some QRM from RN6 (I think) and went QRT to have dinner at 5:50pm... 80 Meters from 7:00-7:30pm it was just me until I thought I heard W7SAG calling me very weakly at about 7:30pm. I'm giving him credit until he denies it was him. About that time I also heard 9-land traffic net activity (also very weakly) and so closed the net. I hope everybody has a Happy Thanksgiving! 72/73 de Rick N6IET

11-30-2015 40M, 80M NAQCC Farnsworth Net (FRN) Richard (Rick) Stutsman N6IET, California

The dual-band entry – 2015-11-30 40/80m – needs explanation. As I mentioned in the previous message (quoted below), I anticipated problems with 40 meters going long shortly after 5pm. Sure enough, JB's signal went from 599 to zilch (from my QTH) around 5:30. So I invited everybody to QSY to 3555 +/- for the rest of the "early FRN". Everybody followed me there. Then I went ahead and did the "late FRN" at 7pm. Actually 80 meters hadn't gone too long, yet, because Charles KW6G had a great signal at 332 miles from me. I think I could have heard everybody, but nobody else showed. It is a holiday weekend, after all.

Apropos the season let me say how thankful I am for my FRN/CW (and now digital) friends! 40/80 Meters (Early FRN) I was elated to hear Stewart check in from White Salmon, WA, 822 miles from me. He was 589 at first with some QSB. And he was only running 5 or 10 watts (he tried both). Then John checked in with a 599 signal, followed by JB, also at 599. We talked about how cold it is up north and how mild it is here in SoCal. John said he entertained 11 guests over the holidays, all of whom had left earlier today (I think). He even had time to work some CQ DX CW contest. We all moved to 80 meters after JB and I suddenly stopped hearing each other and continued our round table there. We had NVIS conditions for the duration. But I was having trouble copying both Stewart and John over my S9 noise level, so I handed temporary NCS over to JB who was able to hear all three of us from his more central location - at least until some strong wall wart QRN came to haunt him on our frequency. Stewart and John checked out, and then JB and I decided to close the net a few minutes before 8pm...80 Meters (Late FRN) I didn't expect many QNI, but it was a pleasure to have Charles to myself. We gave each other 599 with some QSB. I mentioned that I had just made my first PSK31 contacts yesterday, using my newly refurbished IC-761. In fact, JB and I had a nice PSK31 QSO this morning on 3580 + 1.5 kHz, and I think I finally have the hang of using fldigi with my Signalink USB. Charles and I discussed the problems using our older computers systems with modern multimode digital software, his a 10+ years old PC and mine an 8-year-old MacBook. Speaking of digital HF, I'm looking forward to checking into Doug's ORCA net on Tuesday evenings. (Info at <http://ferrycreek.com/wordpress/>.) They use MFSK32 most of the time in a quasi-roundtable format and experiment with broadcasting messages and images to the group using fldigi with flamp and flmsg. Doug is, of course, one of our occasional FRN CW netizens, as well. 72/73 de Rick N6IET... **Note: Richard (Rick) Stutsman N6IET, California;** Gentlemen, we'll meet as usual on 40m (7065) at 5pm and 80m (3555) at 7pm (PT) this evening. But NVIS on 80 meters has been ending shortly after sunset, which portends poor conditions for all of us being able to hear each other on 80 meters as late as 7pm. We'll give it the old college try. But 40 meters starts going long just before sunset, these days, and our net starts about 20 minutes AFTER sunset, now. By 5:30 we usually stop hearing stations closer than about 600 miles away. So if that happens, I'm planning on inviting anybody who wishes to do so or who wishes to check in late to the early net to follow me up to 3555 kHz at 5:30 this evening. I'll also call FRN at the usual time and place at 7pm on 3555 kHz this evening. But starting next Sunday I've decided to move the 7pm net up one kHz to 3556. This will avoid the occasional QRM we've caused or experienced with 9RN and WIN in the Midwest on 3555 at 7:30 and 8:00 pm, respectively. Very possibly in January I'll simply move both Sunday nets to late afternoon for the remainder of winter, starting with 40m and switching to 80m just before and after sunset. Sunset seems to be the bewitching hour for good NVIS on 80 and 40 meters in the winter, and maybe year around. CUL de Rick N6IET

11-03-2015 NAQCC Farnsworth Net (FRN) James (J.B.) Still NR5NN, California

Sounds like we did OK tonight. Well, Rick was struggling with 10/s9 elevator QRN all night, but copied most. Was getting deep QSB toward the nine o'clock hour. John/w7sag signal varied from s5 to 10/s9, and a time or two Rick did the same, however no complaints here as I had solid copy on everyone - no one went too far into noise. Rain, RAIN, and more rain, dominated discussion tonight. We may be seeing relief from our four year drought and severe water restrictions. Here in Benicia we had steady rainfall of almost one inch over about 18 hours, Chas, just 15 miles away and backed up to the base of Mt. Diablo had 1.75", and John in Fair Oaks (60mils) had about one-half inch - Rick in LA just a trace. I did have to come home early (~4pm) and disconnect my antennas due to thunderstorm lightning - since we almost never get lightning here very few of us have lightning protection. OK, several have asked about my new call sign, so here's the story that you CW savvy guys already know. **NR5NN** Origin: The most common letter combinations heard when working DX are **CQ** and "**5NN**" (for 599 RST). When working a contest requiring a number, serial number, or a SKCC'er, "NR?" or just "**NR**" is very common. So I combined two of the three most common into a new CW call sign, NR5NN. Thanks to all for your participation, 72/3 de JB. NR5NN

11-10-2015 NAQCC Farnsworth Net (FRN) James (J.B.) Still NR5NN, California

Thanks Everyone! Rough night! Chas was the only one I had 100% copy, >80% on all. For short time periods everyone else was either QRM'd or dropped into the noise level, which was a little higher than normal. John is usually S9+ here but was no better than S7 tonight. Apologies to Mort: Rick said you tried to check in while Randy was transmitting, who you probably could not hear. Randy was stronger and I was mostly able to copy him - I thought you were one of the QRM stations and didn't think to QRZ or QNI until Rick told me later it was N7NLN. Topics were mostly rain (we had some!) from rain obsessed CA, QRN, and Sweepstakes this past weekend. Seems only Randy participated and that with his club. Since it didn't end until 7P it wiped out one of Rick's Sunday nets. Last time I heard Dick Saturday night, he had 80+, QRP at ~4 watts - you should see the ugly 80m dipole he put up just for the contest - can't take a pix because it kinds zig-zags all around the house. QRM was the most problematic for me. A net started a little after 8pm but they were not quite on 3555 - NCS was ~250Hz down and check ins were all around us. They were done in about 15 minutes. Then a very strong QSO started 500Hz up about 8:30 and went until we were in our last round. I was mostly able reverse mode, DSP filter, RF Gain, IF Shift, and mentally ignore them but their signals sometimes just overloaded my rigs front end. Don't know if a crystal or mechanical filter would have helped but am seriously considering getting one - audio filters don't help strong signal front end overload - any advice or experiences to share? I'm thinking we gotta change either the time or the frequency or the band. I'm open to suggestions but YF pretty much dictates ~7 to ~8 is family time. So either must be finished by 7pm or start 8pm or later. Suggestions or comments? Try and join us Friday morning, 3555 at 06h30P. Rick & I have been having fun with RBN, sending CQs and checking spots. He gives me a S9+ signal report and he gets a half dozen spots, I get NONE! Looking for some guidance on time/freq... 72/73 de JB. NR5NN

11-17-2015 NAQCC Farnsworth Net (FRN) James (J.B.) Still NR5NN, California

Well, good news: five of us made the frequency shift from 3555 to 3565 and we were relatively QRM free - didn't interfere with any nets and just one tune up about 150HZ up for a couple/three minutes. Noise level was about S7-9 for all with occasional jumps to over S9 here. Most had solid copy majority of the time. I find it hard to give someone a 559 when the noise level is S7 - seems like they must be at least S7 to get through; so maybe a 479 if having copy trouble? Mostly small talk tonight, nothing of big interest like last night's grilling discussion. Did salmon tonight, BTW, and yes, it was ~50f on the deck, but the wind was down. However that same ~55f in LA did run Rick off his balcony for ICOM ops indoors - didn't affect his signal at all. Thanks to all for your participation! 72/3 de JB. NR5NN

11-24-2015 NAQCC Farnsworth Net (FRN) James (J.B.) Still NR5NN, California

Bummer!!! Almost no one had solid copy. Deep QSB on every transmission, noise level to 599 and back to noise. If you tried to check in and we didn't hear you, no surprise. As several said, good copying practice - - but I really didn't want that for tonight. Called it quits after about 35 minutes. Better luck next week. Thanks to all for trying,
72/3 de JB.nr5nn

11-04-2015 NAQCC West Virginia NET (WVN) John Smithson N8ZYA, West Virginia

John W8GDP and I always enjoy a QSO about many things. Jeff K9ESE and I talked about his high school group and copying the telemetry from the International Space Station earlier today.
I have plans to visit with them soon.

11-12-2015 NAQCC West Virginia NET (WVN) John Smithson N8ZYA, West Virginia

It was good to hear Eric (AC8LJ) check in this evening. His responsibilities as a college professor never seem to end. He was able to get home in time to check in this evening. John (W8GDP) and I talked about his son's pictures from the Grand Canyon trip last week. I look forward to seeing them. Steve (WB0QQT) had a good signal from a little over 800 miles distance in Nebraska. Hopefully, the change in time, and an earlier sunset will extend the bands and allow a few more check-ins now during the winter months.

11-25-2015 NAQCC West Virginia NET (WVN) John Smithson N8ZYA, West Virginia

My friend and club member KB8BFM ran the net because I'm out of town for the Thanksgiving holiday. KD8WA lives in the general vicinity as Charles in St Albans, WV. The other check-in was WB0QQT who was doing a VERY good job from Nebraska.

11-24-2015 NAQCC East Texas QRS Net (ETN) Allen Matthews KA5TJS, Texas

I called on 7.065 and heard 3 stations answer but could not copy. The band was too long. Dropped to 3.560 and got the above check INS. We had set this up via email with the stations I have addresses for. We will be changing to this freq. for the time being. 40 meters just aint getting it.
Allen KA5TJS

**NAQCC CW Net QNI Reports All Stations
November/2015 Please note: Dates are in UTC**

NAQCC Farnsworth Net (FRN) Richard (Rick) Stutsman N6IET, California

40M, 7.065 MHz, 80M 3.555 MHz

11-02-2015 40M QNI (5) NCS N6IET, WB4SPB, N7HRK/M, NR5NN, K6KIX
 11-02-2015 80M QNI (6) NCS N6IET, K0KUZ, N6KIX, W7SAG, NR5NN, KE6EE
 11-09-2015 40M QNI (1) NCS N6IET,
 11-09-2015 80M QNI (3) NCS N6IET, KW6G, W7SAG
 11-16-2015 40M QNI (4) NCS N6IET, KE7LKW, NR5NN, WB4SPB
 11-16-2015 80M QNI (4) NCS N6IET, KE6EE, N6KIX, NR5NN
 11-23-2015 40M QNI (2) NCS N6IET, NR5NN
 11-23-2015 80M QNI (2) NCS N6IET, W7SAG
 11-30-2015 40/80M QNI (4) NCS N6IET, KE7LKW, W7SAG, NR5NN
 11-30-2015 80M QNI (2) NCS N6IET, KW6G

**NAQCC Farnsworth Net (FRN) James (J.B.) Still NR5NN, California
80M, 3.565 MHz**

11-03-2015 QNI (6) NCS NR5NN, KW6G, W7SAG, WB6UBK, N6IET, WB4SPB
11-10-2015 QNI (6) NCS NR5NN, N6IET, KW6G, WB4SPB, W7SAG, (N7NLN)
11-17-2015 QNI (5) NCS NR5NN, KW6G, W7SAG, N6IET, N6KIX
11-24-2015 QNI (4) NCS NR5NN, N6IET, W7SAG, KE6EE

**NAQCC East Texas QRS Net (ETN) Allen Matthews KA5TJS, Texas
40M, 7.065 MHz**

11-24-2015 QNI (4) KA5TJS, N5DRG, KE5YGA, KE5YUM

**NAQCC Midwest QRS Net (MWN) Scotty Long NU0S, Nebraska
40M, 7.117 MHz**

11-03-2015 QNI (4) NCS NU0S, WA4SPJ, N6KIX, KG7VTO
11-10-2015 QNI (5) NCS NU0S, KB7KY, WB0QQT, W2SH, VE7NRD
11-17-2015 QNI (6) NCS NU0S, KB7KY, WE8UPJ, AC8JW, WB0QQT, N8ZYA
11-24-2015 QNI (3) NCS NU0S, KB7KY (40M), (N4HAY on 80M, 3560 kHz)

**NAQCC Rocky Mountain Regional/Continental QRS Net (RMRC) Dale Putnam WC7S, Wyoming
20M, 14.062.5 MHz and 40M, 7.062.5 MHz (BOTH FREQ SHOWN ON ONE LINE)**

11-03-2015 QNI (3) NCS WC7S KU7Y, K0EVZ
11-05-2015 QNI (2) NCS WC7S KE6OIO
11-10-2015 QNI (8) NCS WC7S AA7CU, K0EVZ, N7GES, AB8DF, K4QQ, AB8DF, KE6OIO
11-12-2015 QNI (11) NCS WC7S AA7CU, W2SH, KU7Y, N7GES, AB4TC, K0EVZ, KU7Y, KA5PVB, K4QQ, K7TQ
11-17-2015 QNI (6) NCS WC7S AA7CU, K0EVZ, KA5PVB, N6IET, KF5ZHJ
11-19-2015 QNI (6) NCS WC7S AA7CU, AA7CU, N6IET, K0KUZ, KK4LPG
11-24-2015 QNI (2) NCS WC7S KE6OIO

**NAQCC West Virginia NET (WVN) John Smithson N8ZYA, West Virginia
40M, 7.117 MHz**

11-04-2015 QNI (3) NCS N8ZYA, W8GDP, K9ESE
11-12-2015 QNI (4) NCS N8ZYA, AC8LJ, W8GDP, WB0QQT
11-25-2015 QNI (3) NCS KB8BFM, KD8WA, WB0QQT

**NAQCC Pacific North West QRS 80 Meter Net (PNW80) Stewart Fletcher KE7LKW, Washington State
80M, 3.574 MHz**

11-06-2015 QNI (7) NCS W7ANM, N6UG, KE7LKW, WB4SPB, K7JUV, AD7BP, N7QR
11-13-2015 QNI (3) NCS W7ANM, KE7LKW, N6KIX
11-20-2015 QNI (8) NCS KE7LKW, N7BYD, K7JUV, N6KIX, NR5NN, WB4SPB, AD7BP, KG0YR
11-27-2015 QNI (1) NCS WB4SPB

**NAQCC Great Lakes Net (GLN) David Moss WA8AXF, Michigan
40M, 7.117 MHz**

2015 QNI (1) NCS WA8AXF



HELP FOR BEGINNERS



Items in this section are from CW Assistance Project Coordinator Brion, VE3FUJ, unless otherwise credited. If you are interested in helping out or need some help yourself please contact VE3FUJ. Additional help is also available on our website at <http://www.naqcc.info/cw.html>.


A very Merry Christmas and a Happy New Year to one and all. See you all in the new Year.
Brion VE3FUJ



HAM QUIPS



Dick Sylvan, W9CBT, #2062, has been a QRP/CW operator for a long time. He is also a very talented cartoon artist. Dick's cartoons appear monthly in the *KY9A Telegraph*, a free ham radio eZine published by the Robert F. Heytow Memorial Radio Club (<http://www.k9ya.org/>). We are very pleased and honored to be allowed to reprint his cartoons here. Dick has also authored the book *HI HI - A Collection of Ham Radio Cartoons* available at <http://www.ky9a.org/w9cbt/>.



NAQCC CHAPTER NEWS

The North American QRP CW Club currently has seven local chapters - Europe, Western Pennsylvania, West Virginia, Shenandoah Valley, Central Texas, Illowa, and Florida - but we would be more than happy to expand on that list. Chapters are more or less independent local gatherings organized by NAQCC members in a geographical area and subject to a list of guidelines from the NAQCC. They provide opportunities to have fun and to promote our parallel passions of QRP and CW. If you are interested in forming a local chapter please contact Club President Paul, N8XMS.

If your chapter is planning a portable operation activity and would like to have it promoted on the club email list or in the newsletter, send an email with the subject "NAQCC Portable Operation" and with the exact wording of the announcement to Vice President John, N8ZYA, at the email address listed on the last page about a week before the operation. Please be sure to include the UTC time for the event and not just the local time.

A report about your chapter activity should appear here. Please send them to KD2MX or N8XMS at the email addresses listed on the last page.

NAQCC chapters located in the United States are welcome to use the NAQCC Club call, N3AQC for their special operations. Please contact call sign trustee Paul, N8XMS, to schedule the use of N3AQC.

Chapter Reports Begin On The Next Page

CENTRAL TEXAS CHAPTER



Items in this section are from Central Texas Chapter President Danny, N5DRG, unless otherwise credited. Questions and comments should be directed to him.

The chapter is located in the Austin, TX area.

Greetings to all,

The Central Texas Chapter is already one year old as of this month, where did the year go? Not a lot of activities going on this past month, our one, and only out of doors Chapter Radio Adventure was rudely interrupted by heavy rains, and much colder temps this past month of November. We were all ready and set to make another run at Divine Lake Park, as we did last July, but Mother Nature had other plans.

The Chapter has in the works to make a trip out to the Davis Mountains in late January, first part of February, to try to accomplish a few items. So please watch the NAQCC spotter page, and the SOTA pages.

1. Activate a couple of Summits for the Summits On The Air , Summits [W5T/DE-003](#) Mt. Locke, and [W5T/DE-018](#) Apache Mountain, close enough to get in both on the same day, will post these to the SOTA Watch Page when we have a definite date. <http://www.sotawatch.org/>
2. Participate in the ARRL National Parks On The Air, from the Ft. Davis Historical Site, and maybe if we can squeeze in the time, Big Bend National Park 100 miles from FT Davis, or Amistad National Recreation Area only about a 220 miles from where we are at Ft. Davis, just a short drive, as it goes here in Texas, as Ft. Davis is only 450 miles or so from the Austin area. Website [www.http://arrl.org/npota](http://www.arrl.org/npota)
3. Lastly the Winter Field Day Weekend, as detailed from the website here, <http://smrclub.com/content/articles/winter-field-day-association-announces-2016-event>

So much to do, so little time, so we may have to divide and conquer if we have enough chapter members to make the run to West Texas.

Pease don't forget to check into the East Texas Net NSC Allen KA5TJS Mondays at 01:00 UTC @3.560 Mhz., then again if you can hear the Central Texas Chapters CW net, Round Table on Thursdays also at 01:00 UTC on 7.065 MHz, I know that will be tough for some, but give it a try who knows what the RF Deities' will provide. Ha!

Best Holiday wishes from the N.A.Q.C.C. Central Texas Chapter

Larry, John, Joe, Lester, Kenny, Max, Steve, Allen, Russ, Scott, Gerry, Pat, Doug, Danny

KEEP CALM
&
QRP ON!

NAQCC EUROPEAN CHAPTER



Items in this section are from European Chapter President Matt, MW0MIE, unless otherwise credited. Questions and comments should be directed to him. The European Chapter website is at <http://www.naqcc-eu.org/>.

The European Chapter has its own monthly challenges to compensate for the Atlantic Ocean. However all are welcome to participate, not just members in EU, and we regularly receive challenge logs from North American participants. Please see the chapter web pages for dates and details.

Voting for the 2016 Challenge Theme

Over the last two months, we've asked you to suggest themes to govern the 2016 set of alphabet challenges. Thank you very much for your submissions! Now we're asking you to vote on your favorite. The winning suggestion will govern our alphabet challenges in alternate months during 2016. Please do vote for your favorite challenge theme suggestion on this page: <http://naqcc-eu.org/eu-challenges/challenge-theme-suggestions>

The winning theme will be announced in January.

December Activity Day

It's just over two weeks until the chapter's next activity day! It will be held on Wednesday, 16th December. The activity days are an excellent opportunity for members to meet each other on the air, and are based around a friendly competition. They are fun, informal events designed to be enjoyable to radio amateurs with all degrees of CW experience. The goal is to boost CW/QRP activity and awareness, whilst enjoying ourselves at the same time! As with all chapter activities, the activity days are open to every NAQCC member, so stations outside of Europe are most welcome to participate and make contacts with those in Europe!

The activity days are a proposed a 24 hour period (0000Z-2359Z on 16th December), in which members can spend as much or as little time operating as is convenient and enjoyable. We award points for QSOs based on the distance between the two stations, and normalize scores based on how much time in that 24 hour period you have spent operating. The idea is to facilitate a convenient opportunity for member-member contacts whilst being flexible to allow for the many commitments that members have outside of the hobby.

The results of the activity day will be published immediately after the two week deadline for submitting entries has passed. Please join us on the 16th of December, no matter where you are located, to help keep our chapter activity days growing! For a full description of the upcoming activity day, please refer to <http://naqcc-eu.org/activity-days>

2015 Participation Prize

The Kent-KT1 straight key prize, for participation in chapter events over 2015, is still up for grabs. Points can still be gained for participation in the December challenge, and in the December activity day. For more information, see: <http://naqcc-eu.org/prizes>

Current Challenge

We have a seasonal alphabet challenge this month! The premise is to construct the names of six traditional European recipes to prepare a delicious Christmas meal. Full details are available at <http://naqcc-eu.org/eu-challenges/december-2015-challenge>

NAQCC FLORIDA CHAPTER



Items in this section are from the Florida Chapter unless otherwise credited. Questions or comments should go to Steve, WB4OMM.

NAQCC-FL November 2015 Field Event 11-20-2015



Photo 1 and 2: Site of our valiant effort to contact any and all NAQCC members worldwide.

Despite a last minute weather cancellation of our scheduled November Portable Op in Cassadaga FL, a couple of NAQCC-FL members met at the scheduled location to see if the day could be salvaged. And salvaged it was with beautiful weather and reasonable band conditions.

John, W2IV #6150 and Don K3RLL #1905 gathered at Colby Park in Cassadaga with a KX3 and a couple of antennas as we searched the QRP frequencies for any lingering NAQCC members.



Photo 3: W2IV #6150



Photo 4: K3RLL #1905

The alternate agenda was to run some comparison tests between a 31' vertical wire on the far end of a homebrew 9:1 Unun against an elevated Hamstick with a single wire counterpoise.

Using the Reverse Beacon Network as our unbiased signal strength reporter, there were no surprises when the 31' Unun antenna handily beat the elevated Hamstick. But we had to confirm our subjective opinion with objective data, and for this, the RBN is very helpful.

John W2IV also made the valid observation that the Elevated Hamstick was more of a NVIS antenna in this situation than the 31' vertical wire which seemed to reach out much farther.

Pictured here are the Hamstick on a 5 foot base and the 31' vertical wire supported by a Jackite Pole stuck in the (FL) sand. Obviously, the elevated Hamstick antenna didn't have the advantage of height but many report good results with them so it was fun to experiment. After all, we ARE hams; aren't we?



Photo 5 & 6: Antennas to be tested and compared. Surprise - the bigger one won!

Many thanks for those who listened for us including our most loyal remote participant, Curt WA2JSG in Carneys Point, NJ. Curt deserves some kind of award for 'remote participation' as he has helped ensure success at many of our field efforts.

NAQCC-FL is not planning on a December event at this time, due to holiday rush and some of our members will be traveling. Please listen for us in January. 73/72 NAQCC-FL

NAQCC ILLOWA CHAPTER



Items in this section are from the Illowa Chapter unless otherwise credited. Questions or comments should go to Pete, NN9K.

The Illowa Chapter operates in the “Quad Cities” area of Davenport, IA / Moline, IL.

The NAQCC Illowa Chapter met at the Bettendorf, Iowa Village Inn the evening of 18 November. Finally most of the members were able to attend. Medical issues were resolved and folks were home from their travels. Topics of conversation ranged from homebrewing, improving CW head copy, NAQCC operating events, SKCC numbers and how to trouble shoot problems with invisible fencing used to keep pets in their own yard.

One of our members, W0BIZ, likes to build single transistor, Hartley oscillator transmitters and operating QRPp. Another gentleman, WS0G, is blind and has trouble in longer QSOs remembering everything that was transmitted. Don't we all! Age is a factor but practice certainly helps and some discussion took place with some members agreeing to be available for mentoring. Also one of the local Illinois radio clubs, K9WM, is planning to have a CW training class in January. It was agreed that a class might be a good avenue to help those that need a little assistance.

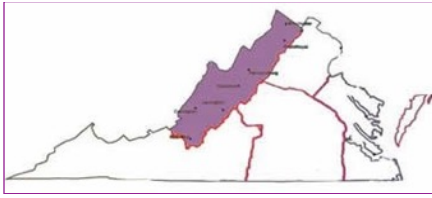
Now that winter is here, well maybe not according to the calendar but we've had our first snow-all 9 inches of it, the discussion turned to NAQCC operating events. Some of the southern chapters are active in operating events during our cold season and we do like to participate in their events. We discussed the possibility of “borrowing” one of the local radio club stations that has multiple antennas and room (and heat!) for us to setup several stations. It would be a good chance to all get together to operate as well as a good opportunity to mentor our chapter members.

SKCC numbers—it was interesting to discover that several of our chapter members have SKCC numbers however most are not very active in chasing the various SKCC awards. I'd be willing to bet that in every chapter that there are a lot of members that belong to several QRP or CW related clubs as well as the NAQCC. And that is a good thing; we need to keep the CW bands alive and active.

Trouble shooting invisible yard fencing, kind of an interesting topic! It was mentioned because the local provider has been slow to respond to trouble calls. Can it be treated as an NVIS loop antenna? What frequency does it operate on? Lots of unknowns with no good answers but it did make for a fun discussion.

Our next meeting will be on December 16th at one of the local Village Inns and yes it is a Wednesday and we will take advantage of the free pie!

NAQCC SHENANDOAH VALLEY CHAPTER



Items in this section are from the Shenandoah Valley Chapter unless otherwise credited. Questions or comments should go to Russ, K3NLT.

Hello Gang,

After several weeks away from my radio, I am trying to be on the above frequency in the morning after 9:30 and until 10:30, and again in the afternoon from 2 to 3. I have had frequent QSOs there and you are welcome to try working me too. On Thursdays I will be on only in the PM from 2 to 3 and only from the mobile. Last Saturday I worked a mobile station in the Finger Lakes region of New York, 589/599 both ways, he was fleeing the contest noise on the usual QRP frequencies. There has not been any contesting or data noise on the frequency and there are "novice" operators there quite frequently who are looking for a good contact to practice on!

Ruth and I had a great week in Williamsburg, VA, we finally visited Yorktown for the first time. We ate our share of seafood, and Ruth did shopping at the "outlets". Her brother and his wife joined us, so it too was family time.

Then when we got home we had to spend time getting ready for the family to be here for Thanksgiving. Our little house was quite full with eleven of us and four friends of the grandchildren.

So that sorta accounts for the time away from radio, also Howard was otherwise involved, so I didn't even have my buddy to look for on the bands.

Russ K3NLT #2906

NAQCC WEST VIRGINIA CHAPTER



Items in this section are from the West Virginia Chapter unless otherwise credited. The chapter's web site is at <https://plus.google.com/102627005227155262259?hl=en&partnerid=gplp0>. Questions or comments should go to John, N8ZYA.

With the **Christmas** season fast approaching, it was nice to finally spend a day operating outdoors in November. I drove to the Cedar Lakes Conference Center near Ripley WV and met Steve Ashcraft (**KC4URI**). Steve is finally home after an extended hospital stay in several different parts of the state. Steve said he had a severe case of "cabin fever" and being outdoors for a few hours seemed a good remedy for this part of his recovery.

We've operated from this site before and used the same picnic table to stretch out a PAR end-fed Zepp cut for 20-40 and 10 meters. It was a successful **day**. I made 14 contacts to 13 club members and managed to talk the "one lone wolf" to joining the club. It doesn't get any better for a few hours on the radio! The contacts were from Georgia to New Brunswick along the east coast nearly in a straight line.

As I was getting ready to call it a day, I listened to **F6HKA** (France) in a QSO with a couple of hikers (**W3ATB** and **W1PID**) on the eastern coast. When he finished the contact, I threw out my call and he immediately came back to me with a 569 report. We had a delightful conversation about the NAQCC club. Bert (F6HKA) is a club member and we talked for several minutes about my location sitting at a picnic table at Cedar Lakes before it was his dinner time and my time to drive back to Charleston.

Jeff Imel (K9ESE) continues to work with the South Charleston High School radio **club**. They have plans to launch another high altitude balloon in the not too distant future. It will have a small transmitter aboard and transmit GPS coordinates to be displayed on the web. Similar projects like this one stay in the air around 50,000 ft for several weeks before coming back to earth. I'm looking forward to following it.

Several years ago I wrote an e-mail to Arnie Coro (**CO2KK**) in Habanna Cuba about his QRP signal coming up the east coast to WV. My signal was too weak for him to hear my entire call sign but he did repeat the N8Z back to me several times. Arnie hosts the very popular "DX'ers Unlimited" program and it was re-broadcast recently. He had many good things to say about my e-mail and a very nice response about the QRP CW mode on his program. Our club member KS5H sent me a MP3 file this month of that broadcast. Thank You!

On a very sad note our club member **Joe Miller** (**KD8SGV**) became a silent key this month after a long battle with cancer. Joe was a remarkable person with a very diverse background. He will be sadly missed by all in the Charleston area.

That's about it for the news from the West Virginia Chapter this month. I hope everyone has a happy holiday season. If you've wished for new toys, I hope you receive them and are able to put them on the air quickly.

72's

John Smithson N8ZYA

NAQCC WESTERN PENNSYLVANIA CHAPTER



Items in this section are from the Western Pennsylvania Chapter unless otherwise credited. Questions or comments should go to John, K3WWP.

It was a rather busy November for the WPA Chapter.

Sunday, November 01, 2015 - A great time was had by all (K3WWP, KC2EGL, WB3FAE) today. It was our first visit to the Washington, PA fall hamfest. Mike and I left just before 8AM and it took a little under an hour and a half to drive down there. It went very smoothly and we didn't get lost like we sometimes (most of the time?) do. Just about the very first person we saw was Bob WC3O standing outside the entrance. Tom arrived about the same time, and despite the very crowded conditions (see first picture below), we hooked up quickly. It was a very nice hamfest and we think it will be on our annual hamfest calendar from now on. I think possibly of all the hamfests we visit, this one had the most vendors and the most things available for purchase. I bought 8 more power pole connectors after being delighted with the ones Mike and I set up as described in an earlier newsletter and in my web site diary archives. I also bought a very complete ham prefix book by the RSGB. I also purchased a compact folding umbrella when I saw them there. I had one once and lost it somewhere years ago, and never did replace it till today. They are much more convenient to carry around waiting for the rain or after it stops.

We had nice visits with Bob, other Skyview members, a brand new NAQCC member KC3DOF (#8017), and other folks. They had good food there, and surprisingly reasonably priced. Of course you know we had to partake of some of that. We roamed around quite a bit just looking at the items. I enjoyed seeing some of the very old equipment they had there. One item in particular, an AM BC band loop antenna from 1930 since for many years I enjoyed DXing the AM BC Band with a homebrew receiver and homebrew loop antenna.

We left about 1PM or so, Mike and I came back here and did some DXing for a little while before he had to head out for another commitment he had. We both worked HP1IBF, and he also worked CO8LY and maybe one other station. I can't remember now.

Now here are a couple pictures from the hamfest. A 'crowd scene', and the four of us (L-R WC3O KC2EGL K3WWP WB3FAE). We wanted to get KC3DOF in the picture also, but he must have left in the meantime as we couldn't find him.



Tuesday, November 10, 2015 - I (K3WWP) had been invited to repeat my presentation on QRP/CW I gave at Skyview a couple months ago - this time at the Butler County ARA (BCARA). Mike KC2EGL and Tom WB3FAE accompanied me and helped with the presentation as described in this story from my web site diary.

I'll start with these two pictures. On the left is the meeting room - empty now because we all got so absorbed in the presentation that we forgot about pictures till it was over and just about everyone had left. The large screen is where I showed the info from my web site as described below. On the right are the Three Stoog..... er I mean me, Mike KC2EGL, and Tom WB3FAE.



I really am nervous about speaking before a group, but all 25 or so club members were so friendly and interested, all the nervousness vanished even before I spoke my first word. I didn't really know most of the members except for Bruce AA3LX whom I see every year at the Breezeshooters Hamfest in June and Rick N3VKM whom I met at the BCARA hamfest along with a couple others whom I've met briefly at hamfests. Rick is the one who invited me to do the presentation. I want to publicly thank Rick, Bruce, all the BCARA members, Mike who drove me there and provided moral support along with Tom WB3FAE. I felt a lot better having Mike and Tom with me. It made a difference.

When we arrived, we were greeted in the parking lot by John K3HPS who led us to the meeting room in the church. Once there I started setting up the KX3/PX3 with which we would close out the presentation. However I found that the power cable was missing for the KX3 and we had to use the cable for the PX3 for it and would be unable to show off the PX3. When we got home, I found the cable on the floor next to my computer desk. I apparently dropped it while packing. I mention that only because it is really the only negative thing in the whole presentation. Everything else was on a total positive upbeat. Next up, Rick helped me hook up the laptop to their TV. That went well with the HDMI cable I borrowed from my neighbor Bruce. So I was now already virtually relaxed and ready to go.

The club had to take care of the business portion of the meeting first which took about 10 minutes or so. I was pleased that they opened the meeting with the Pledge of Allegiance. After the business was taken care of, Rick officially introduced me and I walked to the front of the room, and set up the laptop so I could look at it while facing the crowd. Now I was totally relaxed and began the presentation.

I started off by describing my station and showing pictures of my antennas. After the pictures I told them about Alan KB7MBI referring to my antennas as an "Antenna Victory Garden" rather than an "Antenna Farm". Apparently most of the folks there knew about victory gardens as they laughed at that. I answered a couple questions about the antennas and my location. Most were familiar with Kittanning and when I said I lived right in the heart of town, they knew about me being down in the valley in that case. One said that I probably had a lot of noise in that situation, and as you know, he was right.

As I had planned the presentation in five steps with the first being a station and location description, up next was step two in which I described what can be done with such a simple setup as mine. I showed the various tables on the site showing my progress in the various awards. Then moved on to the streak(s). That drew a lot of interest as well as the award info. A couple more questions including one about all the award and streak QSOs being done with QRP. I answered that everything was done with the station as described.

The third part of the presentation was telling and showing how anyone can do what I have done no matter how simple a setup they may have. I showed my CW tips, DXing tips, and QSLing tips. I didn't go into detail but only mentioned a couple of things. I mentioned one of my pet peeves - folks sending way too many CQs before identifying their call once which often forces someone to lose concentration and miss the call. Then having to listen through the endless CQs a second or third time. Folks agreed about that as well as agreeing my 3X2 CQ pattern was a good way to do it. One member brought up another thing about DX stations never identifying themselves. I said that was another pet peeve and that in that case I work them, then figure out who they were. Should they QRT before identifying, I said I then use spotting (and only then) to try to figure it out. QSLing brought some discussion including using "Green Stamps", LoTW, and so forth. Looking up addresses was another topic that brought discussion. I mentioned that I generally use the bureau for my DX QSLs unless it is something special like an overall new country, etc. in which case I'll go direct with a couple GSs.

On next to part four where I asked Mike to talk about his 'conversion' from phone/QRO to CW/QRP followed by Tom converting from QRO to QRP. They both did an excellent job of reinforcing what I said about CW/QRP/simple wire antennas. I thank them here.

The last part of the presentation with Mike's demo of the KX3 while I 'tore down' the computer setup fell short of the mark, but there was nothing we could do about it. Because band conditions were so poor, we couldn't make any contacts and only heard one rag chew type QSO on 80 and one on 40. Some commented they were impressed with the sound quality of the small KX3 speaker as we listened to the QSOs. Some more thanks to Rick here who took the time and effort before the meeting to set up a temporary antenna in the church parking lot in the damp drizzly weather. Too bad band conditions didn't cooperate to make his efforts worthwhile.

I was pleased to have many members come up to me after the presentation and telling me how much they enjoyed it and found it interesting. That made it completely worthwhile.

Thursday, November 12, 2015 2:12 PM - It was a great Veterans Day with Mike yesterday. Someone asked me what the two of us did. I replied with one word - "ate". That's almost true except that we did other things as well. We started out shortly after Mike arrived, to the Pittsburgh Mills for a great meal at Applebee's. I had fish and onion rings and Mike had some kind of steak. Then we did some shopping at Office Max, Michael's, and Best Buy. Mike bought a few things, but I couldn't find exactly what I was looking for and wound up buying nothing. After a couple hours, we came back here.

Other than the meals, we had no real projects planned other than an impromptu one. Elecraft released a firmware update for the PX3 a couple days ago, and I told Mike to bring his down with him, and we'd update both of our units. First however, the bands were in pretty good shape, even up through 10 meters, so we spent a while chasing (and catching) some DX. Nothing really exotic, but a lot of fun having all bands available for a change of late.

Then we did do the updates to our PX3s. They turned out well, and we now have a lot of new features to play with, although the basic unit stayed pretty much the same.

Let's see, it's been a few hours now since we ate, so..... Off to Ponderosa for their dinner buffet. It was really crowded (as was Applebee's earlier) because of the free meals for veterans. We didn't have long

to wait to get seated at either place though compared to some horror stories of lines extending way out into parking lots. Probably about 10-15 minutes at each place at the very most.

Then a stop at WalMart for some more shopping before heading home. This time I did find some things I needed like a new pair of shoes. Mike also got several items.

By the time we got home, it was past 0000Z, almost 0100Z, and Mike and I went up to get my streak(s) QSO. There wasn't much to be heard on 30 or above, but I did find and work VP2ECC on 40 whom I had worked during our afternoon session on 30 meters. Mike worked him also, then it was back to the computer for some hidden object games before Mike had to head on home.

As usual a great day when the two of us get together. Our next 'project' will hopefully be an activation of the ham radio station in the submarine USS Requin in Pittsburgh on the day before Thanksgiving. The Requin has been undergoing some maintenance, and we will have to check to see if it will be available for us on that day.

Wednesday November 25, 2015. After checking with Art WA3BKD on the 23rd, it turned out that the maintenance and painting of the Requin had been completed far enough that the sub would be available for us as planned.

Mike and I left around 8:30AM and unlike previous trips, traffic was virtually non-existent, even in Pittsburgh itself. So we arrived a little before 9:30, gathered our gear and took the 1-2 block walk from parking lot to the sub. On the way we saw this somewhat amusing, but true sign.



As we rounded the 'corner', we got this impressive view of the sub decked out in its brand new almost complete paint job.



We beat Art WA3BKD who is in charge of many aspects of the sub, especially the radio room. After a few minutes a host and hostess came out and let us in to the sub and said we could go and set up.

Of course, we know the routine by heart now and found our way there and started getting ready to go on the air. Art walked in a few minutes later and we chatted for a while as we were finishing setting up. Once that was done, we started operating on 40 meters with Mike at the key for about an hour, then it was my turn for the next hour or so. Here are two pictures of us hard(?) at work.



As always it was a delight to interact with visitors to the sub and explain whatever needed to be explained about radio aboard the sub. Sometimes it was hard doing that and operating at the same time, but we managed quite well. After the time on 40 meters, we went to 30 and 20, but didn't find as much activity there. So we finished up on 40 meters.

In all, we made 30 QSOs - 2 on 30, 4 on 20, and 24 on 40. We worked the following 14 states in no particular order: NJ PA NY IN GA NC VA FL TX AR OH MD TN MS.

We got a variety of signal reports from the stations we worked from 339 to 599. Here's a picture of the antenna we were using. It's the whip antenna you can see here on top of the sail (as the conning tower is known in sub lingo according to Art).



There were a couple disappointments, but otherwise it was a totally enjoyable experience. As stated, the Requin has been undergoing some painting and other work since September, and the painters wanted to take advantage of the great weather today, so the sub was closed to visitors and us about 3 hours early at 1:30PM EST. Another disappointment, to put it mildly, was one station repeatedly calling us even though we gave him a perfectly good QSO the first time he called. I imagine that discouraged others who wanted to work us.

If you would like a card for your QSO with the Requin, send your card and an SASE to me (K3WWP) via my QRZ address.

After the very enjoyable operating session, we helped Art close down the radio room and took off for a shopping and eating (of course) stop at the Pittsburgh Mills. Despite both of us having big sandwiches aboard the sub, we still ate a very hearty meal at Chili's.

Off to home now where we checked our Requin logs, played some computer games, and then Mike went to the local club meeting. He returned after the meeting and we went to my shack and chased some DX. I had already worked most all the stations we were hearing including HA3FTA whom I worked for my DX streak QSO shortly after 0000Z, making 1,001 consecutive days of DX. More about the 1,000 days DX streak in my personal news below.

November 28/29, 2015 - One final (sort of) chapter activity was a friendly 'competition' between Tom WB3FAE and me in the CQWW DX contest. We virtually wound up in a dead heat with 254 QSOs each. More in my member news.



MEMBER SUBMISSIONS



This section is a forum for you to tell other members what you've been up to on the ham bands or to submit a short article dealing with some aspects of CW and QRP operation or equipment. Just about anything that would be of interest to our members would be welcomed. Send your items to our News Editor Paul, KD2MX.

DISCLAIMER: Any views expressed in this section are those of the submitting member and may or may not be those of the NAQCC or its officers.

From Rick, AA4W, #1628 —

The Buddies of The Caribbean will return to St Lucia, J6, December 6 through December 13, 2015. They should arrive late afternoon on the 6th of December and depart 13 December.

7 hams will go and do a 100 watt or less 'suitcase Dxpedition'. All the antennas will be some configuration of the Buddipole Antenna System.

Rick Lloyd, AA4W, NAQCC #1628, will return again this year with 6 other hams. Rick was there during the December 2013 outing and made 2282 contacts. Over 1600 of them were QRP CW QSO's.

They will be operating all modes and 80 - 10 meters and even the FM satellites. Two operators plan on a big PSK-31 effort as well as other digital modes.

AA4W can be found on CW 99% of the time. Check the DX spotting pages and <http://www.qrpspots.com/>

Stations will be signing their call with J6/ in front. Rick will be using J68RL and Budd, W3FF, will be using J68FF.

From Craig, K0CSL, #7238 —

(Our club VP John, N8ZYA, received this email recently and I thought it was worth sharing. - editor)

This is just a quick note of appreciation. I joined NAQCC a year or so ago when I was in the early stages of developing my CW skills. I had heard good things about the group, and decided to give it a try. Unfortunately, my plans were diverted by a series of unplanned distractions, and I wasn't able to continue my CW studies. I'm now back in the game, and although I still have some work to do, I'm having a blast tackling the challenge.

After receiving your email today, *(the announcement for the December challenge - ed.)* I know that NAQCC is the right club for me. The personal touch you give your emails is greatly appreciated, and I look forward to participating in future NAQCC activities.

Happy holidays, and all the best to you and your family.

73,

Craig S. Long - K0CSL

From Gene, N5GW, #5353 —

I like to occasionally use crystal controlled transmitters, either fixed or VXO. There are many surplus crystals available, but unfortunately many types of holders. This means different pin sizes and spacing, or use of wires instead of pins. Suitable adapters may be hard to find; however you can fabricate your own as I did for my HC-6/U sockets as follows.

First obtain an HC-6/U crystal that can be sacrificed. Clamp the pins in a small vise taking care not to damage them. While holding the can with pliers, heat the seal around the base with a soldering gun until the can comes off. After removing the crystal and its supporting wires, the base can be used as in the following photo.

In the upper left, an FT-243 socket has been soldered onto an HC-6/U base. This allows use of surplus crystals that some of us older ops plugged into novice rigs many years ago. The upper right image is of an old relay socket such as used in Heathkit gear. The pins of HC-6/U are fortuitously spaced and sized to fit into the relay socket. This particular adapter is for a "super VXO" which is two nearly identical crystals in parallel.

The lower left adapter allows use of an HC-33/U crystal, same as an HC-6/U except for wire leads instead of pins. The wires are cut to the appropriate length, formed into a small loop, and soldered to the pins. Notice the supportive wire strut soldered on one side. In the lower right image the pins of an HC-25/U socket have been splayed to allow soldering to the HC-6U base.





From John, K3WWP, #0002 —


A lot of my news is in the WPA Chapter news above, and I won't repeat that here. Other than that and elaborating a bit on a couple items mentioned in the chapter news still leaves a lot to talk about, so let's go.

As mentioned by Paul at the top of the newsletter, my big news was reaching the 1,000 consecutive day mark of working some DX (non-W/VE) each day. That started on March 1, 2013 when I worked IK2SND. At that time I didn't really know it was the start of a streak. It just so happened that conditions were so great at that time, it was easy to get a quick DX QSO to keep my big main streak going. That one (including W/VE stations) reached 7,783 days on the same day (November 25, 2015) the DX streak reached 1,000 days. After 50 days or so of DX, it was then I decided to keep the DX streak going to try to break my previous DX streak of 154 days back in 1999/2000. I easily broke that streak, and then decided to go for 365 straight days. Again it was easy so I decided to keep going. Except for a couple of days here and there, it was easy to make it to 730 days or two full years. I hadn't really set any strict goals after the 155 day point, but now after two years, I wanted 1,000 days badly. With sunspots declining and bringing poorer conditions it became a little rougher but still QRP/CW/simple wire antennas got the job done and I made it to the 1,000 day mark on November 25, 2015 when I worked PJ2/K7BQ on 40 meters at 0002Z. Will I keep going? Yes, unless it becomes too time consuming and robs time from all my many other interests in life.

Having said that about the streak, I won't take more space in the newsletter, but instead refer you to a much more detailed story of the streak on my web site at http://k3wvp.com/qrp_ss_100_dx_days.html. That's not a typo in the link. The story was first written when I reached 100 days way back in 1999 during one of my previous DX streaks. I hate to change URLs as that tends to confuse folks.

I mentioned in the chapter news purchasing some power pole connectors at the Washington PA hamfest. Here's what I did with three of them. I made up a little three way connector for portable work so I could plug the battery into one, the KX3 into another, and the PX3 into the remaining one. A simple way to connect three things together through these marvelous power pole connectors. Here are a couple pictures describing how I did it. *(Take a look at the article earlier in this newsletter to see another project that K3WWP built with power poles. - editor)*





The rod (from a coat hanger) through the three is what is holding them together. I also put a spacer between the connectors so they wouldn't be jammed so tightly together. Then I simply covered the solder joints with some card stock and labelled it with my call. I also cut off the projecting rod ends after the picture was taken.

The CQWW DX test is always one of my favorites along with the ARRL DX test in February. This year it took on a little further interest as my friend Tom WB3FAE who lives about 20 miles or so from here and I exchanged emails throughout the contest not spotting stations as that would probably have put us in the assisted category, but just comparing results in general. I hope to write a contest story for my web site, and include comparison stats in the story. Until that is done though, here's a brief wrap-up for the newsletter taken from my web site diary.

The post-mortem on the contest is being prepared right now and I'll post it here as I go along. Figures are preliminary and may need slight adjustment as I check the log further.

QSOs: 254

Mults: 189 (GenLog) - I count 185 (IT9 may account for that)

Score: 131,166

Entities (Countries): 76

Continents: All 6 (took near the end to get the WAC with a couple JAs and a UA9)

80M: 0

40M: 58

20M: 63

15M: 127

10M: 6

Zones: 23 (of 40)

I probably will write a contest story about this one. If so there will be more stats there.

Just a few comments here. Best QSO was probably VK2IA, at least the most distant. Not as easy to work JA and UA9 as it usually is. The Hawaii pipeline is still open and running, but may be slightly plugged up, especially to KH6LC. QSOs with him were a bit harder but KH6J and KH7M were easy. It still amazes me how OH LA SM OH0 are so easily worked despite being weak and fluttery. Many times they're easier to work than S9++ signals in other parts of EU. That was also noted by Tom in this contest. It was fun exchanging emails with him throughout the contest. I haven't heard a final tally from him, but we kind of see-sawed back and forth and I think wound up pretty close in the end. Things heard I would have liked to have worked - 2 China stations, the 9H6 prefix, C4W on 40 to complete 40M WAC, and a few others that don't come to mind right now.

To close, heartiest of best wishes for the upcoming Christmas and New Year's holidays.



NAQCC CLUB INFORMATION

STATEMENT OF PURPOSE

By Founding President Tom Mitchell, WY3H

We realize that QRP and CW operation do not appeal to everyone. We have no "axe to grind" with the QRO (high power) fraternity. We recognize that there are times when QRO operation is invaluable. During disasters such as floods, hurricanes, tornadoes, earthquakes or terrorist attacks, radio amateurs provide vital, life-saving communications for which QRO operation is often necessary. QRO operators also provide an invaluable public service in health and welfare traffic and routine traffic handling.

Amateur radio has something for everyone, including SSB, other forms of digital communication and AM and FM operation. However, for a small but dedicated group, QRP (and QRPp) CW operation provides the greatest challenge and thrill amateur radio has to offer.

Each month the club will host a different challenge such as the GAW (Get Acquainted Week) or the Turkey challenge (making words relating to Thanksgiving from letters in call signs of stations worked). Also we will have a 2 hour sprint each month alternating between Tuesday and Wednesday evenings with a bonus multiplier for using a straight key.

In addition to QRP CW operation, the club encourages (but does not limit operators to) the use of simple wire antennas. The club offers free membership to any licensed radio amateur (or shortwave listener) anywhere in the world who is willing to use and promote QRP (or QRPp) CW for at least part of their operating time.

We don't have all the answers, but we are willing to answer questions concerning QRP and CW operation from newcomers to the hobby and veteran amateurs alike. Let's put the thrill back into amateur radio and work together to encourage everyone to just give it a try.

We welcome all who share our view to join us and become part of an elite amateur radio fraternity.

The North American QRP CW Club was founded in 2004 by WY3H and K3WWP and now has almost 8000 members throughout the world. Membership is free and anyone interested in CW/QRP operating is welcome. Complete information about the NAQCC, including a membership application, activities schedule, and useful resources, can be found on our website at <http://www.naqcc.info/>. Inquires can also be sent to

Club President Paul Huff, N8XMS
9928 Eckles
Livonia, MI 48150
USA



Additional contact information can be found on the next page.

NAQCC CONTACTS		
NAQCC President Newsletter Editor	Paul - N8XMS	paul142857@gmail.com
NAQCC Vice President West Virginia Chapter	John - N8ZYA	jspiker58@gmail.com
European Chapter	Matt - MW0MIE	matt@naqcc-eu.org
Florida Chapter	Steve - WB4OMM	wb4omm@arrl.org
Shenandoah Valley Chapter	Russ - K3NLT	k3nlt@comcast.net
Western Pennsylvania Chapter	John - K3WWP	naqcc33@windstream.net
Central Texas Chapter	Danny - N5DRG	n5drg@naqcc-centraltexas.net
Illowa Chapter	Pete - NN9K	nn9k.peter@gmail.com
Help For Beginners	Brion - VE3FUJ	ve3fuj@wightman.ca
Member Submissions Member Spotlight	Paul - KD2MX	kd2mx@arrl.net
NAQCC CW Nets	Scotty - NU0S	nu0s@hotmail.com