

NAQCC NEWS

ISSUE 237 MARCH 2018



KEY CLICKS

- **SORRY FOR THE DELAY WITH THIS ISSUE.** Due to some personal travel plans this issue of the newsletter has been delayed. Some of our regular items may also be somewhat abbreviated. I will also apologize ahead of time for any errors that have crept in during the rush to get this out. We should be back to normal for the April issue.
- **14TH ANNIVERSARY CELEBRATION IN THE WORKS.** The plans are already being made for our 14th anniversary celebration that will run from 0000Z Oct 8 (the evening of the 7th in North America) through 2400Z Oct 14. Our special N#A callsigns have been reserved for all 10 US call districts and in a few months we will start to ask for volunteers to put those calls on the air. Of course there will be a great prize drawing connected with our special sprint that week and, as in previous years, there is a throughout-the-year participation eligibility requirement for the top-tier of prizes. You can see those requirements, along with the kinds of prizes that we will be giving away by looking at last year's prize drawing page at http://www.naqcc.info/prize_drawing_13th_anniv.html.
- **NEW VERSIONS OF AC2C SPRINTLOGGER ARE NOW AVAILABLE.** Since its introduction a couple of months ago AC2C's SprintLogger software has become a very popular tool for logging our sprints. Ron's latest version (v01.00.02) is now available for three different operating systems - a modern Windows version, an Apple OS X version, and one for older Windows XP computers. Additional information and file downloads are available at http://www.naqcc.info/sprint_ac2clogger.html.
- **ANOTHER SPECIAL SURVEY QUESTION.** Each month Jerry, VE6CPP, posts an interesting survey question on our club website. Once again we have a special question this month that will be used to help plan future NAQCC activities. So please go to http://www.naqcc.info/poll_new.html and give us your feedback.
- **BEST WISHES EXTENDED TO WY3H.** John, K3WWP, has told us that NAQCC founding president Tom, WY3H, is dealing with some significant health issues. Please keep Tom in your thoughts and prayers. If you would like to send him a "thinking of you" note his contact information is good on his [QRZ.com](http://www.qrz.com) page.

IN THIS ISSUE

Key Clicks	1
The Bayou Jumper	3
Solder-less Breadboarding	6
Member Spotlight	8
Sprints	10
Challenges	13
Awards	15
CW Nets	16
Ham Quips	19
Chapter News	20
Member Submissions	38
About The NAQCC	42
Contacts	43

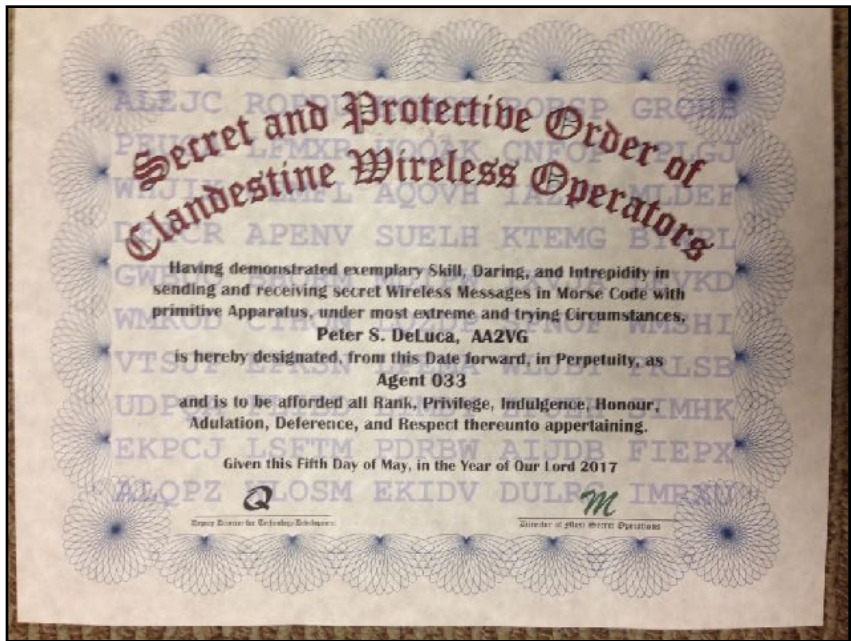
- **NEWSLETTER ARTICLES WANTED.** My cached supply of articles for future issues of this newsletter is starting to get a little bit thin. If you received a new piece of gear for Christmas that you could review, or you've been working on a construction project during the cold winter months, or you recently had an interesting ham radio experience, please consider sharing it with our membership. It doesn't have to be "fancy" or "professional." Just some text with perhaps a picture or two would be great. I can take care of the formatting for you. If it's a little too short to be used as a feature article we can always include it in our *Member's Submission* section. It's your contributions that make this newsletter something interesting and worthwhile to read.
- **THANK YOU FOR THE DONATIONS!** A big "THANK YOU" goes out to everyone who has made a recent donation to the NAQCC treasury. The NAQCC has no membership dues and we depend on your generous donations to cover our operating expenses. If others would like to help out with a donation there are two ways that you can do it. The first way is to use *PayPal* to electronically send your contribution to Club Vice President John, N8ZYA, using the email found on the last page of this newsletter. To avoid any additional fees please be sure to check the box that says "*I'm sending money to family or friends.*" Also please add a note indicating that this is a donation to the NAQCC and include your call sign. The second way to make a donation is to mail a check or money order made out to *The North American QRP CW Club* and send it to *John Smithson, 1529 Virginia St E, Charleston, WV 25311*. Assuming that we have your correct email address on file, your contribution will be acknowledged by email with a carbon copy sent to a second club officer as a "check and balance."



THE BAYOU JUMPER - BY PETER, AA2VG



I've been a ham since 1993 and I have always wanted to build my own radio. When I heard about the Bayou Jumper from the Four State QRP Group I knew that it was time to build. I received and built the radio. It was as advertised, a very good regenerative receiver, a crystal-controlled transmitter that delivers 5 watts, a built-in key and a sharp looking face plate that I put in a wooden "suitcase" box. What I did not anticipate was the amazing history of this paraset replica, the thrill and challenge of making contacts and the fact that I could become an agent of the Clandestine Wireless Operators¹.



The Bayou Jumper is a transistor replica of the WWII paraset radios. They received the name “paraset” because they were dropped by parachute behind enemy lines during WWII. The Bayou Jumper Yahoo group has a reading list with tons of information about these amazing radios.

Oluf Reed Olsen, a 21-year-old Norwegian, was not going to sit on the sidelines as the German army marched into his country in April 1940. In the book “Assignment Spy”, an abridged version of “Two Eggs on My Plate”, Oluf takes you along on his daring escape to England and return to Norway as a patriot spy radio operator. He was responsible for the sinking of many German ships in the war effort. The life expectancy of a spy radio operator behind enemy lines was about six months as the Germans became proficient at fox hunting. Oluf survived to see his county obtain its freedom.



In the short story “The Suitcase Set”, Ted Hall describes his parachute drop behind enemy lines in Serbia. His paraset survived the drop but the gas-powered generator to charge his batteries had a hard landing, as its parachute did not open. Luckily he also had a bicycle generator. Since he was unable to get his Serbian resistance fighters to pedal, he acquired powerful quadriceps leg muscles in order to charge his batteries and contact his home base in Cairo, Egypt. He took part in many missions, but for me the most exciting was the radio coordination he supplied in order to sink a tugboat at a critical narrowing of the Danube River. This frustrated the Germans since they were not able to resupply their troops until the wreck was removed.

Although I was born in 1950 (technically perhaps an old timer), I did not discover amateur radio until I was 43... sad isn't it! I heard about crystals and how the old timers used them in their radios. In the book “Crystal Clear” by Richard J. Thompson Jr., I learned that the development of the crystal oscillator industry is right up there with the atomic bomb and radar when it came to Allied advantage in WWII.

The Signal Corps had shown that crystal-controlled radios were by far more reliable than master oscillator power amplifiers. But there were two major problems with building crystal-controlled radios for the armed forces. The first was raw material. All of the crystals were mined in Brazil. The second was ramping up an industry that only supplied amateur operators with crystals. They not only solved the raw material issue but they also improved production from 100,000 units in 1941, to 28 million units in 1944. American ingenuity, can-do spirit and government intervention were the basis for this amazing increase in crystal production.

Private First Class Irwin Gottlieb was a radio operator in France in June 1944 and was wounded in action. In later life, when asked how his unit defended itself against often-times much larger German units, Gottlieb would invariably reply “we were heavily armed, and we had crystals.”

I think I am like most hams as I love to operate and make contacts. I also love a challenge. I know that radios communicate but don't talk. Several nights ago, with my headphones on, I thought I heard my KX3 asking my IC 7300 why they were being ignored. The KX3 explained that we are transceivers (not separate receiver and transmitter) and we have filters, auto tuners, cw side tones, iambic keying, visual displays and more power. The ICOM responded with “It's all about the challenge and the history”.

If you are a CW op, a WWII history enthusiast, or if you just want to become a clandestine radio operator agent, I would look into the Bayou Jumper.

As a secret agent radio operator, I first thought about writing this anonymously but considering that WikiLeaks will probably uncover and disseminate my true identity....I remain Peter S. DeLuca, AA2VG, Agent 033.

For more info: <http://www.4sqr.com/bayouJumper.php>

¹ Serial and Secret Agent number program courtesy N5IB.

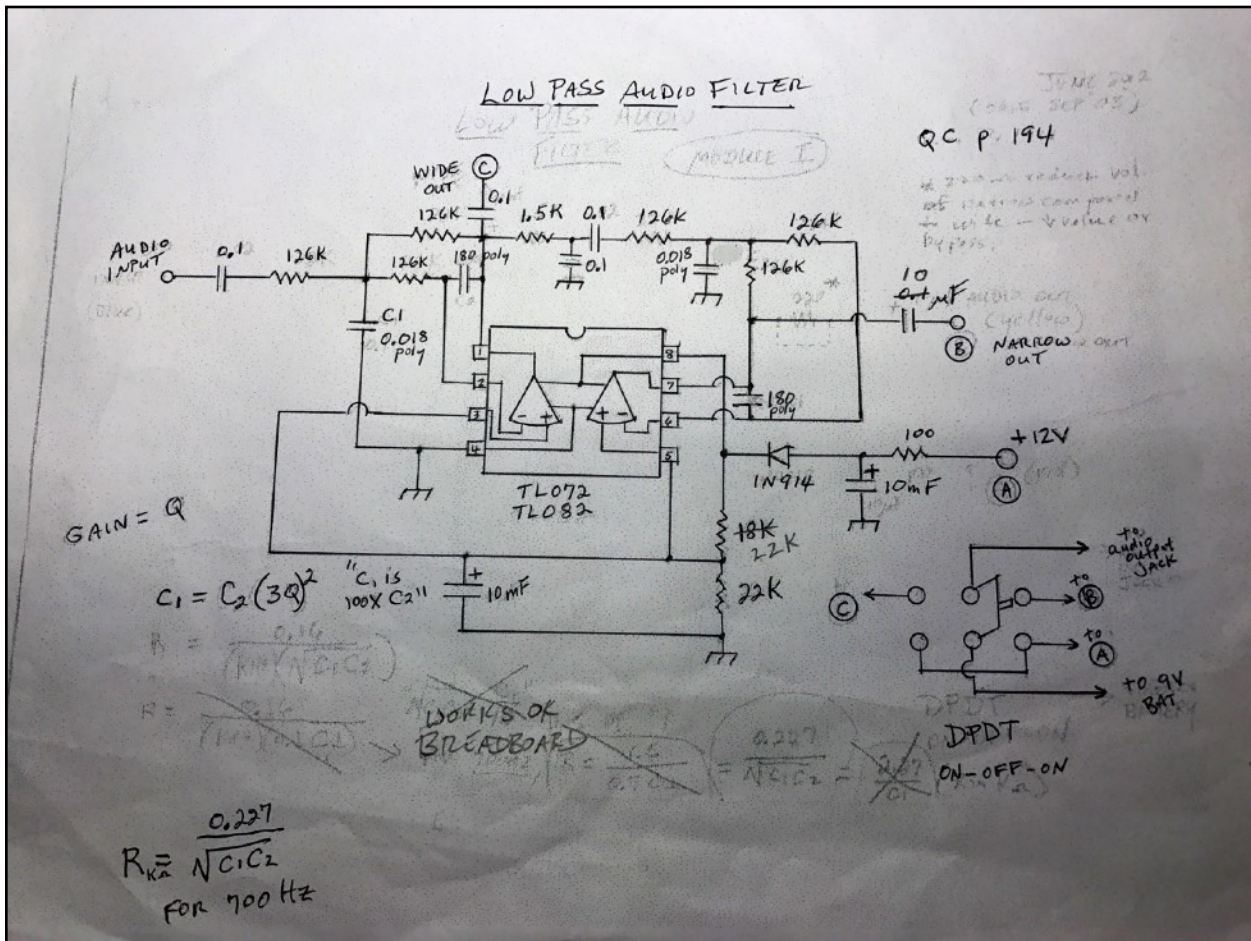


SOLDER-LESS BREADBOARDING - BY GENE, N5GW



Many QRPers are reluctant to attempt circuit building partly because of the hassle of finding a suitable schematic, accumulating components, board preparation, soldering and testing.

However, the real fear is that even after much time, labor and frustration, your circuit will not work and will wind up in the trash can. But by using a solder-less breadboard (SB), a circuit can be rapidly assembled and tested, allowing easy substitution of components or other modifications.

The first photo shows a considerably modified schematic adapted from an old QST article. It's a two-pole audio filter which I have built into home brew and vintage QRP rigs, and also used outboard. One of the nice things about it is that different combinations of capacitors and resistors will work. The "plug-in" feature of the SB allows substitution of multiple components, and subsequent testing, to be performed in a reasonable time frame, a process that would be difficult and time consuming if soldering is involved.



The second photo reveals the SB which has been populated with components. A third photo shows more detail. Notice the power supply lines are color coded. Jumper wires of different lengths and colors are used. A reverse polarity protection diode is in place (I call it a "dufus diode").



If things seem too crowded, they can be spread out as desired. In a worst case, all components can be removed and assembly restarted. Any component can be easily installed, removed or changed in position. Many leads are rather long which may be OK at audio frequencies, but if RF circuits are being built, it is better to keep all leads as short as possible.

Pictures taken with your cell phone or other camera will preserve landmarks and are useful for future reference.

Many sizes and types of SB's are available from various vendors. Get yourself one and start experimenting!

MEMBER SPOTLIGHT



Each month one of our members is randomly selected and asked to share their ham radio biography with all of us. Questions or comments should go to Paul, KD2MX.

DISCLAIMER: Any views expressed in this section are those of the submitting member and may or may not be those of the NAQCC or its officers.

MARTY SQUICCIARINI, NR3Z, #8717



My interest in radio began back in the CB craze when I was a teenager. I somehow convinced my father to put up a 3-element vertical array and I talked to everyone up and down the Hudson Valley. Several of the CBers mentioned Ham Radio and my father was able to find a local ham. I would go over to his house once a week to learn about ham radio. I was in college before I passed my Novice exam in June of 1979. Two months later my father drove me to New York City so that I could take my General exam (back then exams were only given at FCC field offices) and I passed. My station was in a corner of my room and consisted of a Kenwood TS-520 and dipoles. I worked mostly CW for the rest of that summer. While in college I started to build Heath kits including keyers, tuners and the HW-8 (I wish I'd kept that one).

After college I started working and found the local radio club and repeaters. I still belong to the same club. This is also when the family was growing so my focus shifted from radio to children and their activities. My kids were involved in sports from pre-school all the way through college and now that my youngest has graduated, my focus has returned to my hobbies including hiking, wine making and ham radio. Even while the kids were in school, my middle daughter and I started to build the Rock-Mite 40. Ten years after starting that kit, my daughter and I finished that radio and put it on the air. Since the rig is rock bound it took a few days before I had my first QSO with K4AXF. There is always an extra thrill to work someone with a rig you have built.

I have always had a taste for homebrewing and the project in the March 2016 QST for a SDR radio based on the Forty-9er transceiver and controlled by an Arduino caught my attention. Building this “kit” gave me the opportunity to learn a great deal about both electronics and programming the Arduino. I also discovered several online user groups and podcasts that really helped with questions, suggestions and encouragement.

One of my other interests is traveling and seeing new places in our travel trailer. I needed a small rig to take camping so I build a KD1JV Tri-Bander for 40, 20 and 17-meters and use a 30-foot, fiberglass, push-up mast either as a vertical or as a support for dipoles or end-fed wires. My current projects include a QRP-Labs QCX CW rig for 30-meters and the NorCal 40a. While the QCX rig comes as a complete kit with excellent instructions, the NorCal 40a is really a learning project. Information about that project can be found on the QRP-Tech list group.

I work mostly CW so look for me near the QRP frequencies.

72,

Marty

NR3Z



NAQCC SPRINTS

CURRENT MONTH'S SPRINT: Our sprint this month will be on March 22, 0030-0230 UTC. That's the evening of the 21st here in North America. Complete information about the sprint can be found at <http://www.naqcc.info/sprint/sprint201803.html>.

Complete sprint rules and instructions on how to submit your log can be found at http://naqcc.info/sprint_rules.html. On that page you will also find information about the different computer loggers that are supported for our sprints. The membership data files for those supported loggers can be downloaded at <http://naqcc.info/contests.html>. **Please be sure to always get the latest membership data for your logger about a day before the sprint.** A complete schedule for our upcoming sprints can be found at http://naqcc.info/sprint_sked.html.

LAST MONTH'S SPRINT RESULTS: We 120 submitted logs showing 161 total participants for our February sprint. Conditions continue to be challenging and 80-meters is definitely the band with the most action these days. Complete sprint results, including some great soapbox comments, can be seen at <http://www.naqcc.info/sprint/sprint201802.html>. High scores can be seen in the tables on the next page.

We would especially like to welcome our first-time sprint loggers and hope that they will return to participate often: AA5LH K9EZ KE0GVW KK5MT KL7CW W3BIT WZ0W

UPDATED SPRINTLOGGER AVAILABLE: Since its introduction a couple of months ago AC2C's SprintLogger software has become a very popular tool for logging our sprints. Ron's latest version (v01.00.02) is now available for three different operating systems - a modern Windows version, an Apple OS X version, and one for older Windows XP computers. Additional information and file downloads are available at http://www.naqcc.info/sprint_ac2clogger.html.

CONTINUING SPRINT UPDATES: Some additional improvements were made to our Autologger page for the February sprint and everything worked well. We will continue to tweak the system and add new features to it. Please remember that starting with our QRPP sprint in June we will include log cross-checking for all of our special sprints in addition to what we are already doing for our regular sprint.

PARTICIPATION ELIGIBILITY: Remember that participating in a combination of sprints and challenges will make you eligible for the top-tier prizes in our anniversary drawing in October. Eligibility details can be seen on the page for last year's drawing at http://www.naqcc.info/prize_drawing_13th_anniv.html.

SWA STRAIGHT KEY CATEGORY			
Division	1st	2nd	3rd
W1	KN1H		
W2	W2SH	W2JEK	
W3	AC2C	AH6AX	
W4	KB4QQJ	K4JPN	K4ORD
W5	KA5TJS		
W6	K6MGO		
W7	KC7DM		
W8	W3PN	W8ES	
W9	WB9HFK	NN9K	
W0	N0TA	NN0SS	
VE	VE3DQN		
DX			

SWA BUG CATEGORY			
Division	1st	2nd	3rd
W1	NF1U		
W2	K3CKO		
W3	K3WWP		
W4	KJ4R	AK4NY	
W5	NF5U		
W6			
W7			
W8	KI8FV		
W9	AA9L		
W0	KD0V		
VE	VE3IDS		
DX			

SWA KEYER/KEYBOARD CATEGORY			
Division	1st	2nd	3rd
W1	N2CN		
W2	K2YGM	N2ESE	
W3			
W4	KB9ILT	N4MJ	K9EZ
W5	W5WIL		
W6			
W7	N7YY		
W8	W8RTJ		
W9	K9CW		
W0	K0TC		
VE			
DX			

GAIN CATEGORY			
KEY==>	SK	BUG	K/K
			KL7CW

FIRST TIME ENTRANT HIGH SCORE			
KEY==>	SK	BUG	K/K
	AA5LH		K9EZ
PRIZE DRAWING WINNER			
KD0DK			

	Current Month	Previous Month	All-Time Record	Record Date
Logs	120	105	217	4/17
Participants	161	135	269	2/13
Total QSOs	1632	1058	3154	4/17
Hour 1 QSOs	916	633	1704	4/17
Hour 2 QSOs	716	425	1450	4/17
20m QSOs	2	0	1232	8/13
40m QSOs	462	110	2203	4/17
80m QSOs	1168	948	1417	2/13
Avg QSOs/Station	13.6	10.1	19.3	9/11

SPRINT HONOR ROLL: We honor the following members for their outstanding participation over the years in our regular sprints. Exact counts can be seen at http://naqcc.info/sprint_dates.html.

NUMBER OF SPRINTS	MEMBERS
50+	NU7T(SK) NA4O N8BB AA9L WD0K K6MGO KB8FE KQ1P KA9FQG NQ2W WY3H AA7CU N8QY K9OSC KB0ETU K6CSL K9EYT N5GW AK3X K2YGM KC2EGL VE5BCS(SK) N8LA KN1H K4ORD KF7WNS
75+	K1IEE K4NVJ N4FI KD0V WA2JSG KB3AAG(SK) W4DUK WB8ENE VE3FUJ KE5YUM K4KRW N2ESE WX4RM NO2D WA8SAN N0TA WG8Y
100+	N8XMS K4BAI KU4A KD2MX NF8M K4JPN K3RLL
125+	W2JEK W9CC W2SH WB8LZG
150+	KA2KGP K3WWP



NAQCC CHALLENGES

CURRENT MONTH'S CHALLENGE: Our challenge in March will focus on the 30-meter band with a special miles/watt challenge variation for that band. Hopefully you are already working on this challenge. Details can be found at <http://naqcc.info/challenges/challenges201803.html>.

NEXT MONTH'S CHALLENGE: Our April challenge will be an alphabet challenge with words that are all related to the the famous Curtis "keyer on a chip." You can find the list of words along with some interesting historical information at <http://www.naqcc.info/challenges/challenges201804.html>.

Complete information about our challenges including a helpful tutorial on how to organize your work for an alphabet challenge can be found at <http://naqcc.info/challenges.html>. Detailed general rules for our challenges can be found at http://naqcc.info/challenges_rules.html.

LAST MONTH'S CHALLENGE: By the time that you read this (but not at the time of writing) the final results for the February "For Your Eyes Only" challenge have probably been posted at <http://naqcc.info/challenges/challenges201802.html>.

PARTICIPATION ELIGIBILITY: Remember that participating in a combination of sprints and challenges will make you eligible for the top-tier prizes in our anniversary drawing in October. Eligibility details can be seen on the page for last year's drawing at http://www.naqcc.info/prize_drawing_13th_anniv.html.

CHALLENGE HONOR ROLL: We honor the following members for their outstanding participation over the years in our monthly challenges. Exact counts can be seen at http://www.naqcc.info/challenges_schedule.html.

NUMBER OF CHALLENGES	MEMBERS
25+	PA9CW NF1U WI5H KU4A K9OSC KD0V PA0XAW WY3H N1JI VE3HUR N9SE N1LU KD2MX WA2FBN
50+	VE3FUJ NU7T(SK)
75+	K1YAN K1IEE
100+	W2JEK N8XMS
125+	
150+	K3WWP



NAQCC AWARDS

We have an extensive list of awards that you can earn. Complete details can be found at <http://naqcc.info/awards.html>.

FEATURED AWARD: 30-30 AWARD

Our 30-30 award is designed to promote the possibly underused 30-meter band. To qualify for this award you need to make 30 QRP/CW 30-meter QSOs during a single calendar month. You can find complete details about this award at http://www.naqcc.info/awards_magnum.html. (The QSOs that you make for this month's challenge can certainly be used for this award as well.)

RECENTLY ISSUED AWARDS:

DXCC AWARD - Band Endorsement = 100 Countries on a single band

0001 - K3WWP 01/31/18 40m

SUFFIX WORDS AWARD (Basic 50 stations)

0010 - VE3DQN 02/06/18

SUFFIX WORDS HONOR ROLL

K3WWP 723 02/12/18

VE3DQN 150 02/06/18



NAQCC QRS/QRQ NETS

We have a number of nets (QRS = slow speed, QRQ = higher speed) designed to help people build up their CW operating skills. Complete information about these nets can be found at http://naqcc.info/cw_nets.html. Questions should be directed to Net Manager Wayne, NQ0RP.

NAQCC NET SCHEDULE

Net	Local Time	UTC	Freq +/-	Primary NCS
FarnsWord 40 m QRQ Round Table Net (FRN)	Sunday 5:00 PM PT	Monday 0000 Z	7056 KHz	Rick, N6IET (in CA)
FarnsWord 80 m QRQ Round Table Net (FRN)	Sunday 7:00 PM PT	Monday 0200 Z	3556 KHz	Rick, N6IET (in CA)
FarnsWord 60 m QRQ Net (53N) (Starts immediately after the FRN 40m net.)	Sunday +/-6:00 PM PT	Mon +/-0100 Z	5348 KHz (Ch 2)	JB, NR5NN (in CA)
East Texas QRS Net (ETN)	Monday 7 PM CT	Tuesday 0000 Z	7065 KHz	Allen, KA5TJS (in TX)
Midwest Net QRS Net (MWN)	Monday 7:30 PM CT	Tuesday 0030 Z	7061 KHz	Bob, W0CC (in KS)
Rocky Mtn Regional/Continental 20/40 QRS Nets (RMRc)	Tues & Thurs 4:00/4:30 PM MT	Tues & Thurs 2200/2230 Z	14060/7062.5 KHz	Dale, WC7S (in WY)
West Virginia QRS Net (WVN)	Wednesday 9 PM ET	Thursday 0100 Z	3556 KHz	John, N8ZYA (in WV)
Pacific Northwest 80 m QRS Net (PNW80)	Thursday 7 PM PT	Friday 0200 Z	3556.5 KHz	Stewart, KE7LKW (in WA)

Note: On the rare occasions that there is a conflict between one of our scheduled nets and one of our regular sprints the sprint will take precedence.

NET CONTROL STATION REPORTS

FRN/40m on 7056 ± 0.5 kHz at 5PM PDT Sunday (0000 UTC Monday)
 53N/60m on 5348 kHz at 6PM PDT (or earlier) Sunday (0100 UTC Monday)*
 FRN/80m on 7056 ± 0.5 kHz at 7PM PDT Sunday (0200 UTC Monday)
 * 53N will start as soon as FRN/40 has closed (QNF) or the band went long on us and may start as early as 20 minutes before this scheduled time.

February NAQCC FarnsWord QRQ 40/60/80-meter Round Table Net QNS

FRN/40m on 7056 kHz ± 0.5 kHz
 Feb 04/05 - QNI (5) N6IET NCS, W7SAG, KE6EE co-NCS, N6HRK/m, K6GVG
 Feb 11/12 - QNI (3) N6IET, N7HRK/m, K6GVG
 Feb 18/19 - QNI (7) N6IET and N6HRK/m co-NCSs, K6JJR, AI6SL, KE6EE, NR5NN, K6GVG/m
 Feb 25/26 - QNI (6/8) N6IET NCS, K6JJR, N7HRK/m, K6GVG/m, W7SAG, KW6G, (NR5NN, AI6SL)

FRN/80m on 7056 kHz \pm 0.5 kHz

Feb 04/05 - QNI (5) N6IET NCS, AI6SL, KE6EE, W7SAG, N6KIX

Feb 11/12 - QNI (4) N6IET, AI6SL, KE6EE, K6GVG

Feb 18/19 - QNI (3) N6IET, K6GVG, AI6SL

Feb 25/26 - QNI (5) N6IET NCS, KW6G, K6GVG, AI6SL, W7SAG

Commentary

We welcome all CW ops who can send and receive at least 15 wpm. We're trying to practice good word spacing and good head copy. NAQCC is also a QRP club, so let's always use the minimum power needed for good communication. But we realize that, these days, 5 watts is often not enough power to be heard by most stations over such a large area (the entire Pacific time zone and parts of the Mountain time zone). So feel free to QRO when necessary.

We try to schedule each net for optimum NVIS propagation combined with low D-layer absorption. But the sun gods are capricious in these days of declining sunspot activity, and we often found ourselves having just missed NVIS as each net started, which made it difficult for stations closer than a couple hundred miles apart to copy each other.

Please check our new Daylight Savings Time net schedule in this newsletter or on the website for the month of March. Please note that JB's 53N/60m may start up to 20 minutes earlier than the scheduled time, as we QSY from 40 meters to 60 meters as soon as FRN/40m has closed in order to take advantage of a short NVIS/low-D window on 60 meters.

On FRN/80m that 'rebound effect' of NVIS max increasing after hitting bottom every evening has disappeared with the coming of spring and the later sunsets. So I'm moving that net up half an hour (actually 90 minutes UTC) to catch the falling fxF2 before it hits bottom.

72/73/77,
Rick N6IET

I am hereby announcing changes to our net schedule to coincide with the beginning of Daylight Savings Time this coming Sunday, March 11 (March 12 UTC). I'll send the new net schedule in a separate email, as well. But for our active participants here's the new schedule:

NAQCC FarnsWord 40 and 80 Meter QRQ Round Table Nets (FRN)
Sunday evenings 5:00 PM PDT, which is Monday 0000 UTC on 7056 kHz +/-
Sunday evenings 7:00 PM PDT, which is Monday 0200 UTC on 3556 kHz +/-
Main NCS - Rick N6IET (California); Backup NCS - JB NR5NN (California)

NAQCC Farnsword 60 Meter QRQ Net (53N)
Sunday evenings 6:00 PM PDT*, which is Monday 0100 UTC on 5348 kHz (Ch 2)
Main NCS - JB NR5NN (California); Backup NCS(s) - John W7SAG, Rick N6IET
* 53N may start early, immediately following FRN/40m.

=====

NAQCC FarnsWord 53 QRQ Net (53N)
5332 kHz (Ch 1) Sunday 18h00 PDT, which is Monday 0100 UTC
NCS(s) - JB NR5NN (CA); Rick N6IET (CA); John W7SAG (WA);

53N/60m on 5348 kHz
Feb 04/05 - QNI (6) NR5NN NCS, N6IET, K6GVG, W7SAG, KE6EE, N6KIX
Feb 11/12 - QNI (3) N6IET, K6GVG, K6JJR
Feb 18/19 - QNI (5) NR5NN NCS, KE6EE, N6IET, AI6U, AI6SL
Feb 25/26 - QNI (6) W7SAG/; NR5NN/m; K6JJR; K6GVG; KE6EE; N6IET

72/73/77,
Rick N6IET

=====

NAQCC East Texas QRS Net (ETN)
Monday evenings 7:00 PM CST, which is Tuesday 0100 UTC, on 3561 kHz +/-
Main NCS - Allen KA5TJS (Texas)

2/6/18 QNI(43) NCS KA5TJS KE5YGA KE5YUM
Signals were low here tonite but Andy and Terry could hear each other pretty well as reported. Terry was using his new/old 1950's bug for the first time.

2/13/18 QNI(4) NCS KA5TJS KE5YGA KE5YUM WI5H
Well the band was in better shape tonight. 3 out of 4 were QRP.

2/20/17 QNI(1) NCS KA5TJS
7.064khz @ 01:00z
Called 4 times and NIL. Got an email from two guys who said they did not hear anything. Band was long tonight I think. Heard 0,7 and 9 stations down the band.

2/27/18 QNI(4) NCS KA5TJS KE5YUM KE5YGA WI5H
Well the band was in better shape last night for sure. 559/579 reports traded around. The QSB was pretty bad but we managed some comments.
73,.
Allen

=====

NAQCC Rocky Mountain Regional/Continental QRS Nets (RMRc)
Tuesday/Thursday at 4:00 PM MST, which is Tuesday/Thursday 2300 UTC, on 14060 kHz
Tuesday/Thursday at 4:30 PM MST, which is Tuesday/Thursday 2330 UTC, on 7062.5 kHz.
Main NCS - Dale WC7S (Wyoming)

No Report

=====

NAQCC West Virginia QRS NET (WVN)
Wednesday evenings 9:00 EST, which is Thursday 0200 UTC on 7117 kHz.
Main NCS - John N8ZYA (West Virginia)

2018/02/14 NCS N8ZYA WA8SIE
Joe was the only station to check in tonight. The band was strange. A bit of DX on the lower section of 80 but unable to make a contact.

2018/02/21 NCS N8ZYA WA8SIE W8GDP
Joe WA8SIE was very weak tonight so we made a quick RST exchange.
John W8GDP and I had a long chat about our current health and record breaking temperature of 81 degrees yesterday. It was so warm that I spent most of the day on the bike. It felt like summertime.

2018/02/28 NCS N8ZYA WA8SIE
Joe and I had a short QSO about his "summer gas grill". Both of us are looking forward to warmer weather and picnics.

=====

NAQCC Pacific Northwest QRS 80 Meter Net (PNW80)
Thursday evenings 7:00 PM PST, which is Friday 0300 UTC on 3574 kHz.
Main NCS - Stewart KE7LKW (Washington State)

2018/02/09 QNI (5) NCS KG7JEB, KE7LKW/M, K7JUV, WB4SPB, AD7BP



HAM QUIPS



Dick Sylvan, W9CBT, #2062, has been a QRP/CW operator for a long time. He is also a very accomplished ham radio cartoonist and his work has appeared previously in the K9YA Telegraph newsletter. His book "HI HI - A Collection of Ham Radio Cartoons" is available at www.lulu.com.

Ham History BY DICK SYLVAN, W9CBT



DO YOU REMEMBER THE NATIONAL NC-173 RECEIVER? MANUFACTURED BACK IN 1947, IT WAS MY FIRST DECENT RECEIVER.

Wow! Doesn't that gorgeous receiver just make your eyes pop! What's that you say? There's something else to look at in the picture? I guess I didn't notice! - Editor



NAQCC CHAPTER NEWS

The North American QRP CW Club currently has seven local chapters - Western Pennsylvania, West Virginia, West Florida, Central Texas, Illowa, Delmarva, and Florida - but we would be more than happy to expand on that list. Chapters are more or less independent local gatherings organized by NAQCC members in a geographical area and subject to a list of guidelines from the NAQCC. They provide opportunities to have fun and to promote our parallel passions of QRP and CW. If you are interested in forming a local chapter please contact Club President Paul, N8XMS.

If your chapter is planning a portable operation activity and would like to have it promoted on the club email list or in the newsletter, send an email with the subject "NAQCC Portable Operation" and with the exact wording of the announcement to Vice President John, N8ZYA, at the email address listed on the last page about a week before the operation. Please be sure to include the UTC time for the event and not just the local time.

A report about your chapter activity should appear here. Please send them to KD2MX or N8XMS at the email addresses listed on the last page.

NAQCC chapters located in the United States are welcome to use the NAQCC Club call, N3AQC for their special operations. Please contact call sign trustee Paul, N8XMS, to schedule the use of N3AQC.

Chapter Reports Begin On The Next Page

CENTRAL TEXAS CHAPTER



Items in this section are from the Central Texas Chapter unless otherwise credited. Questions and comments should be directed to Danny, N5DRG.

The chapter is located in the Austin, TX area and maintains a website at <http://www.naqcc-centraltexas.net/index.html>.

No report available.

DELMARVA CHAPTER



Items in this section are from the Delmarva Chapter unless otherwise credited. Questions and comments should be directed to Bill, N3IOD.

The chapter is located in the Delaware-Maryland-Virginia area.

No report available.

DOWNEAST MAINE CHAPTER




Items in this section are from the Downeast Maine Chapter unless otherwise credited. Questions and comments should be directed to Jeff, KA1DBE.

The chapter is located in the Hancock and Washington counties area of Maine.

No report available.

NAQCC FLORIDA CHAPTER



Items in this section are from the Florida Chapter unless otherwise credited. Questions and comments should go to Steve, WB4OMM.

The Florida Chapter website is <http://wb40mm.com/naqcc-fl-chapter>.

NAQCC FLORIDA CHAPTER MEMBER NEWS: February 2018



On Friday, February 16, 2018 the Florida Chapter of NAQCC returned to a local park favorite for our monthly adventure. We held our latest “Operation in the Park” at Gemini Springs Park. The 210-acre Gemini Springs was purchased in 1994 through the combined efforts of Volusia County, the Trust for Public Lands, the St. Johns River Water Management District and the Florida Communities Trust. Approximately 6.5 million gallons of sparkling fresh water bubble up from the two springs each day. Gemini Springs is between the town of Enterprise, which was a busy center of commerce and government in the early days of the Florida frontier, and the city of DeBary. The land passed through several hands before it was purchased by its last private owners, Sandra and Charles Gray, in 1969.

Farming operations at Gemini Springs in the 1800s included timber, citrus and tapping longleaf pine trees for turpentine. John H. Padgett, who bought the land around the turn of the century, is believed to have built the two story farmhouse and barn we see today. The Padgett family raised cattle and grew sugar cane, operating a cane press and selling sugar juice to passengers on the trains as they passed by on the railroad to Enterprise.

The Gray family gave Gemini Springs its name and raised prize-winning Santa Gertrudis cattle on the property. Under their ownership, the earthen dam and reservoir were built, along with the arched bridges, the stone barbecue building and the Spring House.

Most of us arrived between 9:00 -9:30 am (EST local). We quickly set up the equipment in the “reasonable” conditions - it was 66 degrees on arrival with a very light breeze. By 9:45 am we had 3 stations on the air! (WB4OMM, K3RLL, and AA4W). Surprisingly, while propagation is still poor we all made some great Qs!!

This trip we had a total of 5 members/operators in our group to include: Steve WB4OMM #5913; Nikki KM4SBQ #8749; Don K3RLL 1905; John KD4JS #8019; and Rick AA4W #1628. Thanks to John KD4JS for taking most of the pics again!



Steve WB4OMM #5913

Elecraft KX-3, Viborplex Code Warrior Jr paddle, 5W to a 53-foot End Fed Wire Antenna near the water's edge.

30M – KC9TYA-Mark #8671 in IN; KG5HCF- Dave #7880 in AR; 40M – AB4QL-Barry #777 in AL; W8BUD- Bud #1243 in MI; WX4RM- Ron #4597 in NC; AD4S- John #4701 in GA; and non-member K4JAZ- Dave in AL.



Don K3RLL #1905

Don's KX3 @ 5w to 20' Crappie Pole supporting a 3-band jumper inverted Vee – and he used a 1945 Vibroplex Lightning Bug S/N: 143018!!

40M: KC9TYA, MARK TN #8671; KD3CA DON PA #6602; AD4S JOHN GA #4701; WA2JSG CURT NJ #3457; KG4MTN MIKE TN #0397; KB1M; WALT NH #8058; and 30M - K1MB LARRY TN #3654

Rick AA4W #1628

Rick used his Elecraft K-1 to a 31-foot vertical antenna – and counterpoise. He snagged one member, KB1M Walt #8048; and got G3UBS Tom in UK; UY5ZZ Vlad in Ukraine; and WA1WCC Walt in MA



More Pics!



Don's Setup – lookit' that old bug!

Don's Vertical Antenna



Firefighter Memorial (New – not here on our last trip).



Rick dutifully making those FB DX contacts!!

Steve and Nikki working the airwaves





Yes.....almost a smile!



Our Favorite Photo - Lunch!

***Many thanks to those who listened for us and helped make this another successful
NAQCC-FL event!***

NEXT MONTH'S SCHEDULED EVENT:

Friday, March 16th, 2018 starting at 9:30 AM EST

**Lake Ashby Park (4150 Boy Scout Camp Road Drive, New Smyrna Beach, FL)
Park webpage with directions: [DIRECTIONS TO PARK AND INFO](#)**

**WHO: "The Usual Suspects" – Art WB4MNK, Steve WB4OMM, Rick AA4W, Don K3RLL, Wally
KG4LAL, Bob W2EJG, John KM4JTE, John KD4JS, Phil NW4X, Nikki KM4SBQ, John W2IV, Doug
W4DBL (and whoever else can make it).**

Visit our Web Page:

<http://wb4omm.com/naqcc-fl-chapter/>

Look for our announcement!

72/73 to all – Steve WB4OMM, #5913 - NAQCCFL@yahoo.com

NAQCC ILLOWA CHAPTER



Items in this section are from the Illowa Chapter unless otherwise credited. Questions and comments should go to Mark, KONIA.

The Illowa Chapter operates in the “Quad Cities” area of Davenport, IA / Moline, IL.

The Illowa Chapter website is at <https://sites.google.com/site/naqccillowa2/>.

The Illowa group had a monthly chapter meeting **on February 8th** at the Moline Village Inn. Matt, N9MAT, Tony, N9YPN and Peter, NN9K attended the meeting.

Discussion revolved around our upcoming uBITX group kit build. Peter, NN9K brought his 3D printed front and back panels from an enclosure that he purchased using links on uBITX.net. We talked about radio filters, DSP and their use and misuse. We also talked about some MP3 CW study materials that are freely available for listening during drive time hours.

The Illowa group will be making a renewed effort to operate as a group this year. Our hope is to get out to local parks and places of interest just as soon as the weather warms up a bit.

Our next meeting will take place at **7:00pm CT on Thursday, March 8th** at the Moline Village Inn.

NAQCC WEST FLORIDA CHAPTER



Items in this section are from the West Florida Chapter unless otherwise credited. Questions and comments should go to Ron, N9EE.

The chapter's web site is at <https://www.facebook.com/groups/967110089994401/>.

NAQCC-WFL March2018 report.

Attended Zephyrhills, FL HamFest March 3rd. Set up in tail gating section NAQCC-WFL QRP CW station.

Station: FT817, Z817 tuner to HamStick 20m dipole up 12 ft by my Jeep

Log:

Time	Call	Freq	Report	Info
0940	W2WC	14.060	589/559	Dick in NY
1125	F6HKA	14.052	589/559	Bert SKCC #6069S in Limoges





NAQCC WEST VIRGINIA CHAPTER



Items in this section are from the West Virginia Chapter unless otherwise credited. Questions and comments should go to John, N8ZYA.

The chapter's web site is at <http://n8zyaradioblog.blogspot.com/>.

No report available.

NAQCC WESTERN PENNSYLVANIA CHAPTER



Items in this section are from the Western Pennsylvania Chapter unless otherwise credited. Questions and comments should go to John, K3WWP.

It won't be long now till the weather gets better and we can get in some portable operations. We envy those Florida chapters who have 52 weeks a year to go out in the field without it being so cold that you can't even use a key. But our time is coming.

Meanwhile we did have a few Mike/John get togethers and a hamfest in February as follows in these excerpts from my web site diary at http://k3wwp.com/home_ss_diary.html:

Mon Feb 19 - Once again for the umpteenth time now it was a great day with a visit from Mike. He arrived around 9:45A or so just after I walked Roscoe. We sat around and chatted a bit, then went to the shack to see if we could work any DX including the German special event station honoring World Radio Day - DR18WRD that I worked an hour or so earlier. By that time he was gone, and we didn't have any luck with any other DX at that time.

Next up was a trip next door for Mike to help Bruce with his smart phone setup. Since I know next to nothing about smart phones and have no intention of ever learning about them or owning one, I hung out with Roscoe while they worked. After Mike finished up with Bruce, Mike and I headed off to Subway for our lunch. That was a bit of a change of pace for us as far as meals go.

After that we went back home here and to the shack to chase some more DX. This time it was more successful. As soon as I turned the rig on, there was EI100MCV whom I worked effortlessly. Then Mike got him also. That was followed by a few other DX stations also. We both worked CT9/OM8CW on 15 and CT9ABN on 20. Mike also worked a few other stations whose calls I can't remember. I know one was another portable CT9 station. Also KP4TF on 17 meters. The bands were in good shape in that 1700Z hour.


About a year ago at a hamfest I won a little Vecronics Aircraft Receiver kit. We were always going to assemble it, but never got to it until today. We spent about 3 hours or so working with a lot of tiny pieces and got it about halfway done. We hope to finish it Wednesday when Mike visits again.

Then it was another hour and a half of doing this and that. One thing was checking out a new power supply for Mike's telescope which he will also be using for our parkpeditions and other portable work.

Wed Feb 21 - John has taken a night off from his diary entry. Most of you can guess who this is.

The day started when I arrived at John's QTH delivering some Kielbasa Loaf and some pierogies that I purchased from a trip to Shenandoah, PA yesterday. The local kielbasa shop there is the best in the known universe (in my opinion). I also bought some for John's neighbor Bruce. Shortly after the delivery part of the visit we headed up to John's shack in search of some DX. I worked three stations and John worked one.

Next it was on to completing John's aviation receiver kit that we started on Monday. Half way through we took our dinner break. Yes I know it's hard to believe that we took time to eat. After dinner it was back to the project. See photo's below.



Next we sat and chatted a bit before heading up to the shack for John's streak. No DX but he did keep the big streak going with a QSO with NR3Z who was inspired to try for a QSO a day after reading about John's streak on his website [and in the August 2017 QST article]. Next was another round of the Sherlock Holmes hidden object game. Followed by me ghost writing for John. In a few minutes I will be heading North to my QTH. 73 Mike, KC2EGL.

Sun Feb 25 2018 - Still another great day with Mike KC2EGL. He arrived around 8:10AM, and in a few minutes we were headed off to WASHfest. As usual we "got lost" on the way again. It was at the same place we got lost last year. Pittsburgh is not the easiest place to drive through by any means, even with GPS assistance. Today the GPS lady did not give enough advance notice on making a turn, and we were past it before we had the chance to turn. Anyway we made the same deviation as last year and got back on track right away. We arrived at WASHfest just about our predicted ETA, parked and entered the building.

We did buy a few little things, but the most fun was fellowshipping with our NAQCC WPA Chapter members. I think this was one of the biggest gatherings we've had with our chapter members. We also met with Art WA3BKD from the Requin submarine and talked a bit about the Museum Ships on the Air event in June. Mike also set up our appearance at the Breezeshooters hamfest in June. We're pretty well set for both events with one exception. Both events are on the same weekend so we'll have to do one on Saturday and the other on Sunday. Which is which still needs some further planning before then.

Time went by rapidly and all too soon it was time to head on home. More about that in a moment, but first here's a group picture of those who were there today.




From L to R that's Ricky N3ZCH, Mike KC2EGL, Jody K3JZD, Bob WC3O, Bill W3WH, Bob N3RDG, John K3WWP, Tom WB3FAE.

That's the first time we've met N3ZCH in person, and it's been a while since we got to chat with W3WH. Kevin KC3RN was also there, but we think he left before picture taking time. Hopefully our other events this year will be as well attended.

When Mike and I were leaving, I asked Tom if he wanted to join us at Ponderosa, and he said yes. I was glad because a couple years ago I promised him I'd treat him to a Ponderosa meal after he helped me out with some antenna testing. With one thing and another, this was the first opportunity to do so.

The three of us had a great time chatting and eating at Ponderosa. Then Mike and I headed here for a couple projects. First we checked the bands for some DX to no avail. The bands were all next to dead at that time in mid-late afternoon.

So it was on to tuning up the aircraft receiver we built earlier in the week. It was a bit tricky and I won't describe it here, but here's a picture of me looking perplexed during the tune up.



We finally did get it tuned up with the help of Mike's 2 meter hand held rig and a lot of head scratching. When it didn't work at first, we checked and found a couple questionable solder joints and reheated them. That stabilized it and we did hear a few aircraft communications. Next it needs to be mounted in a little case I had here. That will be for the next time we get together.

After that, another unsuccessful DX hunt, a couple hidden object games, and finally a last check at 0000Z for my streak QSOs. Mike found and worked J6/KG9N on 30 meters. I wasn't going to work him again since I worked him just last night, but Mike thought I should since I'm so close to that landmark 5 year point in the DX streak, and the bands didn't look like there may be another chance to work any other DX, so I did reluctantly work him. Then we made a couple QSOs in the NC QSO Party before Mike had to leave to get home and get ready for another workday tomorrow.

Up for sure in March is at least one Requin subpedition. We'll have to check with Art as to a certain date. Also Mike and I have some primarily non-ham get togethers planned (Lenten fish dinners). I'm sure we'll find time for some DXing after we eat.



MEMBER SUBMISSIONS



This section is a forum for you to tell other members what you've been up to on the ham bands or to submit a short article dealing with some aspects of CW and QRP operation or equipment. Just about anything that would be of interest to our members would be welcomed. Send your items to our News Editor Paul, KD2MX.

DISCLAIMER: Any views expressed in this section are those of the submitting member and may or may not be those of the NAQCC or its officers.


From Al, N4OW, #7700 —

Al won one of our recent prize drawings and selected a set of paddle finger pieces made by Gregg, WB8LZG. He sent this in after receiving his prize. - Editor

I finally put the finger pieces to use and modified my G3HGE "Twanger" Sideswiper. Really improved the feel of the key compared to the small ones that came with it. Made a great key even better ! Thanks for the gift from the drawing.

QRP CW = Real Ham Radio !

72 de N4ow, AL 7700



From John, K3WWP, #0002 —

From now on, instead of re-inventing the wheel, I'm simply going to list my highlights of the month and refer you to my web site diary if you are interested in more details. Bookmark http://k3wwp.com/home_ss_diary.html to read the diary (regularly, I hope).

The big highlight was my daily DX streak reaching the five year mark on February 28. With the help of Mike KC2EGL, we finished my aircraft receiver kit I won at a hamfest last year. For regular diary readers interested in my gardening, a progress report on my tomatoes and peppers. My meager effort in the ARRL DX contest. Some info on working grid squares for the ARRL grid square challenge. I reached QSO # 90,000 overall in my ham career. Tips for working DX. A new picture of Roscoe for those who've been asking for one.

Since the newsletter is late this month, be aware that after the 15th of March, you'll have to check the 2018 diary archives for the February 1-15 entries. I archive entries after 30 days on the main diary page.

From Paul, N8XMS, #0675 —

My wife and I spent a wonderful 2 weeks away from the snow and ice of Michigan in the warm Arizona sun. (The reason this newsletter is late.) I was able to squeeze in some portable operating and I will have a complete report in the April newsletter.

From Juergen, DL4KE, #3669 —

Juergen is very interested in cryptography and when he saw the announcement about the February challenge he sent these interesting pictures in to us. - Editor

Hello John, vy interesting infos.

if possible i'll make a look into the challenge.

Attached some pic's of my "crypto-wrkg" and my Enigma-e. The "Big-pic" shows my "radio-car" at the QRL's DF-Antenna-field.



This is a former inside view at the DF-working-place.


73

Juergen

DL4KE

(former wkg at measuring and receiving stn of Deutsche Welle Radio & TV)





NAQCC CLUB INFORMATION

STATEMENT OF PURPOSE

From NAQCC President Paul Huff, N8XMS

Amateur radio has something for everyone. SSB, FM, AM, the digital modes, and QRO power levels all have their place in this great hobby and we certainly recognize the importance of these modes as well as the enjoyment that they give to many. But for a growing number of hams the challenge of *“doing the most with the least”* makes QRP (and QRPp) CW operating the greatest thrill available in amateur radio, and the North American QRP CW Club exists to promote this exciting facet of the hobby. As part of our focus we also encourage, but do not limit operators to, the use of simple wire antennas.

The NAQCC provides numerous opportunities for hams to enjoy QRP/CW operating. For contester types we have a popular monthly 2-hour sprint that runs at relatively low CW speeds and at a fairly relaxed pace. Three special sprints also take place during the year for 160-meter and QRPp operators. For a month-long activity we offer our members a Monthly Challenge that can be anything from forming a list of words from the calls of stations worked, to making a prescribed number of contacts using home-brew gear. There is also an extensive awards program to recognize the significant QRP/CW accomplishments of our members.

We also serve as a resource for people who are just getting started in QRP and/or CW. Our slow-speed CW nets are a great place for beginners to practice Morse code under real on-air conditions. Beginners will also find a wealth of helpful information on our club website and we are more than willing to try to answer any questions about QRP and CW that you might have. An extensive monthly newsletter is filled with useful projects and news from fellow QRPers.

A number of local NAQCC Chapters offer opportunities to get together for in person socializing and QRP/CW activities. Portable operations are especially popular with the local chapters.

Whether you are a veteran ham radio operator who is looking for a new challenge in the hobby, or a beginner who is intrigued by the possibilities of QRP/CW communication, we cordially invite you to join us. Membership is free and the benefits and fun are significant.

The North American QRP CW Club was founded in 2004 by WY3H and K3WWP and now has over 9000 members world wide. Membership is free and anyone interested in CW/QRP operating is welcome. Complete information about the NAQCC, including a membership application, activities schedule, and useful resources, can be found on our website at <http://www.naqcc.info/>. Inquires can also be sent to

Club President Paul Huff, N8XMS
9928 Eckles
Livonia, MI 48150
USA



Additional contact information can be found on the next page.

NAQCC CONTACTS		
NAQCC President Newsletter Editor	Paul - N8XMS	paul142857@gmail.com
NAQCC Vice President West Virginia Chapter	John - N8ZYA	jspiker58@gmail.com
Delmarva Chapter	Bill - N3IOD	william.hammond@mchsi.com
Downeast Maine Chapter	Jeff - KA1DBE	ka1dbe@arrl.net
Florida Chapter	Steve - WB4OMM	wb4omm@arrl.org
Western Pennsylvania Chapter	John - K3WWP	jsk3wwp@windstream.net
Central Texas Chapter	Danny - N5DRG	n5drg@naqcc-centraltexas.net
Illowa Chapter	Mark - K0NIA	iowamv@gmail.com
West Florida Chapter	Ron - N9EE	n9ee@tampabay.rr.com
Help For Beginners	Brion - VE3FUJ	ve3fuj@wightman.ca
Member Submissions Member Spotlight	Paul - KD2MX	kd2mx@arrl.net
NAQCC CW Nets	Wayne - NQ0RP	wayne.dillon@gmail.com

REPRINT POLICY

Unless otherwise stated in the article, local clubs and other ham radio organizations are free to reprint featured articles from this newsletter, provided appropriate credit is given to the North American QRP CW Club and the author of the article. If at all possible a link to the club website at <http://www.naqcc.info/> should be included.