

# NAQCC NEWS



ISSUE 257 NOVEMBER 2019




## KEY CLICKS

- **OUR 15TH ANNIVERSARY CELEBRATION IS OVER.** Our week-long celebration of the 15th anniversary of the NAQCC is now complete (almost). It was a lot of fun and you can read a complete report starting on page 3 of this issue. *Still to come in about another week is the anniversary challenge prize drawing.*
- **NEW CW NETS MANAGER.** After several years of outstanding work, Wayne, NQ0RP, is stepping down as our CW nets manager and we certainly thank him for a “job well done.” We are very pleased to announce that Mark, W8EWH, is taking over this position. You can see a short introduction to Mark on the *CW Nets* page in this issue.
- **WB8ENE PARTICIPATES IN HIS 100TH REGULAR SPRINT.** In October Art, WB8ENE, participated in his 100th regular monthly NAQCC sprint. He thus joins a small group of other old geezers veteran members who have achieved this significant milestone. In honor of his accomplishment Art has been given a special keychain fob made by WB8LZG and has been listed on our prize page at [http://www.naqcc.info/main\\_giveaways.html](http://www.naqcc.info/main_giveaways.html).
- **CHECK OUT OUR MONTHLY POLLS.** Jerry, VE6CPP, puts up an interesting poll on our club website each month. You can cast your vote in the current poll and see past poll results using the links on the main club page <http://www.naqcc.info/>. The more people that cast a vote, the more interesting the results.
- **THANK YOU FOR THE DONATIONS!** A big “THANK YOU” goes out to everyone who has made a recent donation to the NAQCC treasury. The NAQCC has no membership dues and we depend on your generous donations to cover our operating expenses. If others would like to help out with a donation there are two ways that you can do it. The first way is to use *PayPal* to electronically send your contribution to Club Vice President John, N8ZYA, using the email found on the last page of this newsletter. To avoid any additional fees please be sure to check the box that says “*I’m sending money to family or friends.*” Also please add a note indicating that this is a donation to the NAQCC and include your call sign. The second way to make a donation is to mail a check or money order made out to *The North American QRP CW Club* and send it to *John Smithson, 1529 Virginia St E, Charleston, WV 25311*. Assuming that we have your correct email address on file, your contribution will be acknowledged by email with a carbon copy sent to a second club officer as a “check and balance.”

### IN THIS ISSUE

<i>Key Clicks</i>	1
<i>Anniversary Report</i>	3
<i>A Skin Deep BC-221</i>	7
<i>Apartment Hamming</i>	10
<i>Member Spotlight</i>	13
<i>Sprints</i>	15
<i>Challenges</i>	18
<i>Awards</i>	20
<i>CW Nets</i>	21
<i>Ham Quips</i>	25
<i>Chapter News</i>	26
<i>Member Submissions</i>	38
<i>About The NAQCC</i>	40
<i>Contacts</i>	41



# HAPPY THANKSGIVING!

# 2019 ANNIVERSARY REPORT! BY PAUL, N8XMS

Our NAQCC 15th Anniversary Celebration has just about wrapped up and if I could pick a single phrase to summarize everything it would be “frustrating fun.” The “frustrating” part comes mostly from the stinko band conditions people experienced all over the country. And the “fun” part comes from the challenge of showing that QRP/CW operating can still work even under the most difficult of circumstances. QSOs were made and we once again have proved that QRP/CW operators “do the most with the least.”

This year we had to incorporate a new twist into our special event operation. The administrators of the special 1x1 callsigns would not issue us a different call for each district like we have used in the past. (N0A, N1A, N2A, etc.) Instead we used the single call N3A and added portable designators to indicate the areas of operation. We also assigned different membership numbers to the different call districts.

We originally had 33 people volunteer to put our N3A/# call on the air but things like personal schedule conflicts reduced that to 27 who were actually able to make some QSOs. The list of those operators can be found later in this article and some soapbox comments from many of them can also be seen at the end.

Our team made a total of 515 QSOs, working 43 US states, 2 Canadian provinces, and 4 DX entities. All of these counts are significantly down from previous years. For the states we missed AK, DE, HI, ND, NM, RI, and SD. Most of those states are also probably the last ones that people collect when going for a WAS award. For Canada we only worked BC and ON, and the DX worked was Germany, France, Italy, and Puerto Rico.

YEAR:	2014	2015	2016	2017	2018	2019
<b>TOTAL QSOs:</b>	1148	1222	1396	1718	957	<b>515</b>
<b># OF OPERATORS:</b>	31	39	46	37	35	<b>27</b>
<b>AVG QSOs / OP:</b>	37.0	31.3	30.3	46.4	27.3	<b>19.1</b>
<b>US STATES:</b>	45	48	50	49	46	<b>43</b>
<b>CANADIAN PROVINCES:</b>	4	6	8	4	7	<b>2</b>
<b>DX ENTITIES:</b>	40	16	24	15	21	<b>4</b>

BAND:	160	80	60	40	30	20	17	15	12	10
<b># OF QSOs:</b>	1	109	4	326	11	59	5	0	0	0

The “Big Event” of our anniversary celebration was our October sprint, with its great list of prizes to be given away to the participants. So far this year we have averaged about 96 submitted logs in our regular monthly sprints. But this month that bumped way up to 126. Clearly the chance to win a prize was a big attraction. Too bad we don’t have the budget to do that each month! The prizes were given out in two tiers with a throughout-the-year participation requirement to be eligible for the top three prizes. Details on the eligibility requirements can be seen at [http://www.naqcc.info/prize\\_drawing\\_15th\\_anniv.html](http://www.naqcc.info/prize_drawing_15th_anniv.html). The list of winners is on the next page.

NUM	PRIZE	WINNER
1	Youkits CW-40 Transceiver	WA2FBN
2	4SQRP 20m Hilltopper Transceiver	NF5U
3	MFJ Iambic Paddle	AA5LH
4	MFJ Travel Paddle/Keyer	WI8J
5	Kindle Tablet	WD4OHD
6	MFJ Micro Keyer	KM4JTE
7	MFJ 24-Hr Analog Clock	WB8ENE
8	ARRL Portable Antenna Classics Book	W5UAA
9	MFJ Digital Clock	WB2LQF

The prizes from [MFJ Enterprises](http://www.naqcc.info/prize_drawing_15th_anniv.html) were provided to us at discounted prices and we certainly thank them for their generous support of our club. The other prizes were actually donated by various members. (See [http://www.naqcc.info/prize\\_drawing\\_15th\\_anniv.html](http://www.naqcc.info/prize_drawing_15th_anniv.html).)

We are now at the end of our anniversary report but we are not really at the end of the celebration. Three lucky prize winners are yet to be drawn from the participants in our month long October challenge. And since the deadline for submitting those entries isn't until November 10th, you still have a few days to get your entries in for that. Good Luck!

=====

Here is the list of N3A operators who made the QSOs during our celebration. We thank each one of them for the time and energy that they put into our special event. (Calls in red were the special event operators who were active during the sprint.)

N3A/0 - **K6XT** WOEJ  
 N3A/1 - **W1PQO** K1RID  
 N3A/2 - **KF6C** N2JJF NR3Z  
 N3A/3 - K3EW **NR3Z** KC3MIO W3TTT  
 N3A/4 - **K7EK** K4KBL KC4FLT AC6ZM K4BAI K4ARQ  
 N3A/5 - **NF5U** WA5LSV  
 N3A/6 - **N6IET** KA6TVX  
 N3A/7 - **WA2DFI** N7CQR AF9W  
 N3A/8 - W8EWH **N8XMS**  
 N3A/9 - AC9EZ **NI9M**  
 N3A/KP4 - **AC6ZM**

Soapbox comments from many of these operators can be seen on the next page.



K4BAI (N3A/4): Didn't get on until after the first weekend and didn't find much interest. Lots of CQs and only a few answers. Most of the QSOs were during the Adventure Radio Society Spartan Sprint Monday night. Thanks for all QSOs. 73/72, John, K4BAI.

K4KBL (N3A/4): Limited time to operate but had a great time...

N8XMS (N3A/8): A hectic personal schedule combined with the supervising of our celebration severely limited my operating time. Propagation was pretty poor during the two or three times that I did manage to get on the air but it was still a lot of fun and I was very happy to be able to promote the NAQCC and QRP/CW operating.

W1PQO (N3A/1): Did not reach as many stations as I had hoped. Sent more than a few CQ's with no replies during the time period I was on, but still a lot of fun being involved in the anniversary. Thanks to Paul and everyone else who worked hard to make this event successful!

NF5U (N3A/5): The NAQCC 15th Anniversary is in the books. Despite lack of sunspot activity hunting for contacts was a lot of fun. On one hand several of my shifts produced nooooo contacts. On the other hand some shifts were very productive. Thanks to all who pulled me out of the mud. The Anniversary Sprint was a success with several stations making some very impressive totals. I'm looking forward to another year of NAQCC activities. 73's Jerry N3A/5/NF5U

W8EWH (N3A/8): Being new to the club last year this was my first time as an N3A operator. Glad I did it but I really hope that next year we are on the Cycle 25 upswing and have better band conditions. Spent my entire time on 40M, and this seemed to have the most activity when I was able to get on the air which was usually in the early evening. I was surprised at the number on non-club stations that answered my CQ, but was please to be able to share our Special Event with them and maybe we get a new member or two out of it. Sorry to all who never heard N3A/8 either because of band conditions or because of my operating schedule. Already looking forward to next year.

N2JJF (N3A/2): Condx not very good. Did a lot of CQ's without any responses but thats the way it is with QRP . Continue calling because you never know when you will get the BIG ONE. Thank you Paul for all your efforts in putting everything together.

WA2DFI (N3A/7): Band conditions were extremely noisy (S8 to S9 most of the time, even on 20M). Did work N3A/0 and AF9W (one of the other W7 operators) in the sprint. Wish I had more time to operate. Next sprint I think I will try to find a quieter location to operate from, away from all the QRN sources!

W0EJ (N3A/0): Due to some last minute issues my week went south but tried to operate as much as possible. 73 Bill W0EJ

KC3MIO (N3A/3): First time, had a great time and looking forward to next year. Heard HK7 on 17 M, called but no response. Worked KD6JUI from his kayak on Lake Soldano, CA.

WA5LSV (N3A/5): RATHER POOR CONDITIONS WITH QRM S6-7 BUT TRIED MY BEST.

AF9W (N3A/7): Conditions were terrible here on the West coast. I called CQ for an hour to get 2 contacts. I tried another time for an hour and heard no one. I only worked N3A/0, N3A/9, and N3A/7 while chasing the other N3A operators using my own call of AF9W as I could not hear most of the other stations. I am not surprised as it has been tough making contacts using 100 watts.

AC9EZ (N3A/9): I wasn't able to get on much for this year's anniversary event, but I enjoyed the qsos I did make. It's amazing that even with today's solar conditions, qrp qsos are still possible. It doesn't take much power to make a successful contact! I look forward to next year's event. 73/72 de Jim ac9ez

KF6C (N3A/2): Going seemed hard on non contests times. Unfortunately, from an N3A view the weather here was beautiful and I still had some outside work to do in preparation for winter, so time was limited. The NAQCC sprint was good fun, especially on 80 meters. I have not operated much on 80 meters and always believed you needed high power for the band, 5 watts worked very well! The SKCC WES was worked for the last 8 hours of the anniversary. With my limited skills I thought I would still be able to call CQ with some success, but this did not work too well, I did make some QSO's calling CQ but not many. I started looking for the biggest signals on the pan-adaptor working S&P. This worked well, then an enormous signal appeared, I was ready for this one, clicking on the signal, F6HKA! I almost fell off the chair, after listening for a while and a few tries I resorted to sending Bert a message on the sked page and made the QSO. Continuing I made 5 more EU contacts without using the sked page. Towards the end of the period I was on 80 meters, making good progress even with CQs, when time ran out.

K1RID (N3A/1): THANKS FOR THE FUN!

NR3Z (N3A/2 and N3A/3): The conditions were horrible but I still had a lot of fun and looking forward to next year.

W3TTT (N3A/3): A few of the contacts were to stations that requested my SKCC number, so the qsos count for two clubs.

K7EK (N3A/4): Terrible conditions this year. It was hard to make any contacts at all. Better luck next year I hope.

N7CQR (N3A/7): I wish it were more - conspiracy of conflicting schedules and poor propagation on the west coast. Thanks for putting this together.



# A SKIN DEEP BC-221

BY PAUL, WORW

*Paul, WORW, is rather famous in the ham radio community for his many pedestrian mobil operations from interesting and picturesque locations in and around Colorado. Most of us hold to the definition of QRP as being 5-watts or less output and although the project described here doesn't quite meet that definition, it's very close and very cool! - Editor*



Yes, I am running 10 watts with my BC-221, WW2, Frequency Meter. This is a repurposed BC-221-Q that looks like a gray lunch box from the outside. It has a fold down table in front and a hatch in the rear for the battery or power supply. All of the WW2 radio maintenance shops had a BC-221 to keep all the radios on the correct frequencies. Even some of the post war broadcast stations used the BC-221. Today's new digital counters have made the BC-221 relatively obsolete.

The original components of my BC-221 were removed and it now contains a "1 Watter" QRP Transceiver Kit (\$49): <http://www.kitsandparts.com/1watter-V3.php> with a Pacific Antenna 10W amplifier Kit (\$55): <http://www.qrpkits.com/10wamp.html>

I have the amplifier set for Class "C" for more efficient operation. Mine is a 40 meter only rig but other bands are available. It has a range of 7019 to 7037 kHz. The boards can be built with connectors for easy board change out. The main gear drive for the tuning had to be removed. The "1 Watter" requires a pot for tuning. I had to make a small right angle mounting bracket for the new 'tune' pot. The main tuning capacitor was totally black from cigarette smoke and silver tarnish. Lemon juice and Lysol removed the musty odors. None of the original parts were used as a VFO.

It weighs 15 pounds with a 12V (3S2P - 26650) Lilon battery pack. A small switching power supply could fit in the rear, or an external 3Amp Wall Wart could power it. Physically it is about 9" x 10" x 12" with a handle on top. The battery compartment is huge, 10" x 6" x 7". The spare parts section has 4 clips for extra octal tubes, wrenches, etc.



The little fold down Calibration Table shelf holds my "Rite-in-the Rain" log book, memory keyer reference and the Calibration Chart for the "1 Watter's" exact frequency. From the outside it looks like a real BC-221. They are still available at hamfests and on eBay.

All of the controls are essentially the same, the big "Dial Units" knob is the main tuning knob. The "Gain" control is the audio gain, the "Off/Operate" switch is still the on/off switch, The "Freq Band: High/ Low" switch is now the power 10W/1W switch, The "Corrector" dial is now the CW speed control. The small board is a Velleman K4001 audio amplifier for a speaker. I also added a Hi-Per-Mite CW audio filter from <http://www.4sqr.com>.


The original wires are cotton covered so it is Rad Hard, better than Teflon which de-polymerizes and falls apart.

The Technical Manual TM 11-300 Destruction Instructions includes "Smash, Cut, Bend/Break, Burn, Bury and Scatter all parts/calibration book, etc. to prevent enemy use of equipment." I did a lot of that in this project.

The Lilon battery fire I had almost wrecked the unit.

The original BC-221 QRP idea came from KA9ooi, Mark, and is found in QST 2011, November, p. 76.

Hope you can find one and fix it up.




*1 Watter Transceiver on the left and audio amplifier on the right.*





*Pacific Antenna 10W Amplifier.*



*Transceiver turning pot mounted with a simple bracket.*



*A special QSL card featuring Paul's skin deep BC-221.*





# APARTMENT HAMMING

BY RICK, N6IET AND PAUL, N8XMS

This isn't so much of an article as it is simply the sharing of some great pictures that Rick, N6IET, sent me. Rick was one of our N3A/6 volunteer operators in our anniversary celebration last month, and when he submitted his log and operating report he also included a few pictures of his station setup.

Rick lives in an apartment in Los Angeles, CA. Many of us assume that apartment living would probably limit someone to something like portable operating from nearby parks, and Rick certainly does a lot of that. But he has also been very successful at operating from his apartment. The pictures below, along with some comments from Rick, might give others in similar situations an idea of what could be possible.

*Below is a photo I took of my balcony station with the KX2 hooked directly to the antenna's coax (bypassing the HF Packer Amp).*





*The blue 6-amp-hour lithium-iron battery was charged and kept topped off using those 29-watt Bioenno folding solar panels you see draped over the single 15-watt Harbor Freight solar panel above the rig facing the southeastern morning sun. I was using the large, clunky SKCC straight key you see just to the right of the red cutting board to which the rig and battery (and solar charge controller and amp) are mounted.*

*I used my balcony Hustler "sideways mobile" antenna some of the time and my temporary rooftop fan inverted-vee dipole for some 40, 60 and 80-meter contacts. I dare not leave the dipole on the roof for too long, as I do not have the owner's permission to have antenna on the roof. So I erect it in 20 minutes and use it, then either lower it (takes 5 minutes) or remove it (takes 20 minutes). The rooftop antenna covers only 15, 40, 60 and 80 meters.*

*Below is the rooftop fan/bent/inverted-vee dipole.*



*The 40-meter wires slope down left and right from the 32-foot apex. You're looking end-wise at the 60-meter wires, with the 80-meter extensions (connected using short clip leads across the 60m insulators) bending down toward opposite corners of the roof. So the antenna is a full half-wave on each of those three bands, with the apex at about 90 feet above street level.*

*Below is one of my two quad-band Hustler "sideways mobile" antennas sticking off my balcony wall. One covers 80, 30, 20 and 17 meters, and the one shown below covers 15, 40, 60 and 80 meters. That's the UCLA campus in the background.*



More pictures and information about Rick's apartment and portable operations can be found on his [QRZ.com](http://QRZ.com) page. It's well worth the look.



# MEMBER SPOTLIGHT



Each month one of our members is randomly selected and asked to share their ham radio biography with all of us. Questions or comments should go to Paul, KD2MX.

DISCLAIMER: Any views expressed in this section are those of the submitting member and may or may not be those of the NAQCC or its officers.



## GEORGE WAGNER, K3EMS, #5447

I was originally licensed as KB3VTB in 2011 and later applied for the call K3EMS to celebrate my career as a paramedic here in the Pittsburgh area. I finally retired in 2017. I was not only one of the old guys, I was older than the old guys.

Like many Hams, I got interested in radio as a child. My Dad and I built a crystal radio kit when I was around eight or so. I remember the coils; lots and lots of wire. Then I had one of those shirt-pocket size transistor radios and would stay up late listening to AM stations from all over the country. Later I got a big ol' National NC-183D shortwave receiver. That radio has provided hours and hours of enjoyment over the years. I still have it and plan to restore it someday soon.

Currently my station is pretty modest, just a Yaesu FT-818 and a TenTec 4020, but it's functional and I'm happy with it. For what it's worth, the 818 is pretty much useless for CW without the filter, so that and a Timewave DSP-9 were added. I'm about 90% CW and 75% QRP.

For that other 25%, I recently obtained a 50-watt amp for the 818 that works well. Of course I also have the obligatory collection of keys, paddles and keyers. Currently I'm using a Hi-Mound HK-708 straight key and the American Morse DCP mini paddles.

On the air I enjoy the various sprints and club events, especially the QRP events. I'll do the occasional contest and I don't mind a good ragchew now and again. Parks on the Air sounds interesting and as time allows I'd like to get involved in that. I signed up for CWOPs CW Academy starting in January so I'm hoping to improve my shaky CW skills.

Around the shack I like to build kits, and experiment with Mag Loops and wire antennas. Last year I put up a G7FEK nested Marconi, and although it worked well, it has morphed into a vertical-T, and finally an inverted-L 72-feet long.

Some of my other interests are family, hiking with my two dogs, photography and playing music. I play several instruments and have played guitar and bass guitar professionally.

So that's my story. I look forward to meeting you on the air.

About the photo-I'm on the deck with the 4020 and a Chinese Army straight key. One of my little buddies is sticking his head into the lower portion of the frame.



# NAQCC SPRINTS

**CURRENT MONTH'S SPRINT:** Our sprint this month will be on November 21 from 0130-0330 UTC. That's the evening of the 20th here in North America. The UTC time change is the result of our going off of DST and the sprint will be at your usual local time for almost everyone. Complete information about the sprint can be found at <http://www.naqcc.info/sprint/sprint201911.html>.

Complete sprint rules and instructions on how to submit your log can be found at [http://naqcc.info/sprint\\_rules.html](http://naqcc.info/sprint_rules.html). On that page you will also find information about the different computer loggers that are supported for our sprints. The membership data files for those supported loggers can be downloaded at <http://naqcc.info/contests.html>. **Please be sure to always get the latest membership data for your logger about a day before the sprint.** A complete schedule for our upcoming sprints can be found at [http://naqcc.info/sprint\\_sked.html](http://naqcc.info/sprint_sked.html).

**LAST MONTH'S SPRINT RESULTS:** Our October sprint was in conjunction with our 15th anniversary celebration and the special prize drawing that came along with that had an obvious impact on our participation. (See the full anniversary report elsewhere in this issue.) 126 logs were submitted containing a total of 1581 QSOs. We had the usual stinko band conditions but everyone still had a lot of fun. Complete sprint results, including some great soapbox comments, can be found at <http://www.naqcc.info/sprint/sprint201910.html>. High scores can be seen in the tables that follow.

We would especially like to welcome our first-time regular sprint loggers and hope that they will return to participate often: AD1G K5TSK KC1KNB KC2EP KF8O KM4JTE KYOQ N4SSD ND1J NW2Z WI8J

**2020 SPRINT SCHEDULE NOW AVAILABLE.** The 2020 sprint schedule has been finalized and can be seen at <http://www.naqcc.info/contests.html>. Convenient text file versions of the schedule, customized for each of the four continental US time zones, can be downloaded from [http://www.naqcc.info/sprint\\_sked.html](http://www.naqcc.info/sprint_sked.html). Information about a digital version of the calendar created by K0NIA that is suitable for most calendar apps is also available on that same page.

SWA STRAIGHT KEY CATEGORY			
Division	1st	2nd	3rd
W1	KN1H	WB1GYZ	K1IEE
W2	W2SH	KA2KGP	AA2VG
W3	KD3CA	KW2A	KE3V
W4	K4ORD	N4OW	WG8Y
W5	N5GW	W8WEU	K5TSK
W6	W6STR	-	-
W7	KC7DM	KE6K	-
W8	NF8M	KF8O	NX8Y
W9	W9HFK	K9QEW	W9CC
W0	NN0SS	AA0W	N8LA
Canada	VE3SIF	VA3NU	-
DX	-	-	-

SWA BUG CATEGORY			
Division	1st	2nd	3rd
W1	NF1U	-	-
W2	-	-	-
W3	K3RLL	K3WWP	-
W4	KC4GIA	KQ4MM	-
W5	W5ODS	-	-
W6	-	-	-
W7	-	-	-
W8	K8NGW	-	-
W9	K9DRP	AA9L	-
W0	KD0V	-	-
Canada	-	-	-
DX	-	-	-

SWA KEYER/KEYBOARD CATEGORY			
Division	1st	2nd	3rd
W1	N2CN	KB1M	AD1G
W2	WA1GWH N2JJF TIE	N2ESE	-
W3	N3RN	-	-
W4	KB9ILT	K4BAI	NW2Z
W5	-	-	-
W6	W6JIM	KG6UBG	-
W7	KF7Z	AF9W	KL0NP
W8	WB8LZG	W8RTJ	WB8ENE WA8SAN TIE
W9	NN9K	KY0Q	AB9BZ AC9EZ TIE
W0	N0TA	K0NIA	WD0K
Canada	VE3DQN	VE3GNU	-
DX	-	-	-

GAIN CATEGORY			
KEY	1st	2nd	3rd
SK	-	-	-
BUG	-	-	-
K/K	-	-	-

N3A ANNIVERSARY STATIONS			
KEY	1st	2nd	3rd
SK	N3A/9 (N19M)	N3A/0 (K6XT)	N3A/2 (KF6C)
BUG	N3A/5 (NF5U)	-	-
K/K	N3A/3 (NR3Z)	N3A/8 (N8XMS)	N3A/4 (K7EK)

FIRST TIME ENTRANT HIGH SCORE			
KEY	1st	2nd	3rd
SK	KF8O	ND1J	K5TSK
BUG	-	-	-
K/K	KY0Q	NW2Z	N4SSD

SPRINT PRIZE DRAWING WINNER			
AA2VG			



	Current Month	Previous Month	All-Time Record	Record Date
Logs	126	87	217	4/17
Participants	178	126	269	2/13
Total QSOs	1581	1048	3154	4/17
Hour 1 QSOs	858	592	1704	4/17
Hour 2 QSOs	723	456	1450	4/17
20m QSOs	13	2	1232	8/13
40m QSOs	940	580	2203	4/17
80m QSOs	628	466	1417	2/13
Avg QSOs/Station	12.5	12.0	19.3	9/11

**SPRINT HONOR ROLL:** We honor the following members for their outstanding participation over the years in our regular sprints. Exact counts can be seen at [http://naqcc.info/sprint\\_dates.html](http://naqcc.info/sprint_dates.html).

NUMBER OF SPRINTS	MEMBERS
50+	KC7DM WA1GWH NU7T(SK) KB8FE NQ2W WY3H AA7CU N8QY K9OSC KB0ETU K6CSL K9EYT N5GW AK3X K2YGM KC2EGL VE5BCS(SK) N8LA KN1H K4ORD KF7WNS N4MJ WK6L KD3CA AB8FJ N2CN WI5H NF5U
75+	AK3X K4NVJ KB3AAG K4KRW VE3FUJ WX4RM WA8SAN NO2D N0TA WG8Y N8BB AA9L NA4O WD0K K6MGO KA9FQG KQ1P
100+	KE5YUM KD2MX K4JPN K3RLL K1IEE KD0V WA2JSG N4FI W4DUK N2ESE WB8ENE
125+	W9CC W2SH WB8LZG N8XMS K4BAI KU4A NF8M
150+	W2JEK KA2KGP
175+	K3WWP



# NAQCC CHALLENGES

**CURRENT MONTH'S CHALLENGE:** Our challenge this month is an alphabet challenge with words that are all associated with a very special veterans memorial located in Anthem, AZ. Complete details for the challenge can be found at <http://naqcc.info/challenges/challenges201911.html>.

**NEXT MONTH'S CHALLENGE:** In December we will put our challenge in "Bubble Wrap." Details can be found at <http://www.naqcc.info/challenges/challenges201912.html>.

Complete information about our challenges including a helpful tutorial on how to organize your work for an alphabet challenge can be found at <http://naqcc.info/challenges.html>. Detailed general rules for our challenges can be found at [http://naqcc.info/challenges\\_rules.html](http://naqcc.info/challenges_rules.html).

**LAST MONTH'S CHALLENGE:** The deadline for submissions for our October Anniversary challenge is still a few days away. Remember that once all the submissions are in there will be a special prize drawing. Details about the drawing can be found at [http://www.naqcc.info/prize\\_drawing\\_15th\\_anniv.html](http://www.naqcc.info/prize_drawing_15th_anniv.html) and final challenge results will be posted at <http://www.naqcc.info/challenges/challenges201910.html>.

**2020 CHALLENGE SCHEDULE NOW AVAILABLE:** Gary, K1YAN, has planned some great challenges for all of us to enjoy in 2020. The complete schedule is now available at <http://www.naqcc.info/challenges.html>.

**CHALLENGE HONOR ROLL:** We honor the following members for their outstanding participation over the years in our monthly challenges. Exact counts can be seen at [http://www.naqcc.info/challenges\\_schedule.html](http://www.naqcc.info/challenges_schedule.html).

NUMBER OF CHALLENGES	MEMBERS
25+	W3IQ KU4A K9OSC KD0V WA2FBN WI5H PA9CW NF1U WY3H N1JI VE3HUR G3JFS N1LU KJ4R KD2MX AK3X VE3DQN KA5PVB AH6AX
50+	PA0XAW VE3FUJ NU7T(SK) N9SE
75+	K1YAN
100+	K1IEE
125+	N8XMS W2JEK
150+	K3WWP



# NAQCC AWARDS

We have an extensive list of awards that you can earn. Complete details can be found at <http://naqcc.info/awards.html>.

## FEATURED AWARD: WAS Award Simple Wire Antennas

This month we are featuring the NAQCC's version of the classic Worked All States award. Our version of this award has three categories: 50 US States, 50 US States 2X QRP, and Lower 48 US States QRPp. Single band endorsements are also available. Complete information can be found at [http://www.naqcc.info/awards\\_wasswa.html](http://www.naqcc.info/awards_wasswa.html).

## RECENTLY ISSUED AWARDS:

None



# NAQCC QRS/QRQ NETS

We have a number of nets (QRS = slow speed, QRQ = higher speed) designed to help people build up their CW operating skills. Complete information about these nets can be found at [http://naqcc.info/cw\\_nets.html](http://naqcc.info/cw_nets.html). Questions should be directed to Net Manager Mark, W8EWH.

## NAQCC NET SCHEDULE

Net	Local Time	UTC	Freq +/-	Primary NCS
FarnsWord QRQ Round Table Nets (FRN)	Sunday 4:00 PM PST 5:00 PM PST	Monday 0000 Z 0100 Z	5348 KHz ch2 3556 KHz	60m JB, NR5NN (in CA) 80m Rick, N6IET (in CA)
East Texas QRS Net (ETN)	Monday 7 PM CST	Tuesday 0100 Z	7068 KHz	Allen, KA5TJS (in TX)
Midwest QRS Net (MWN)	Monday 7:30 PM CST	Tuesday 0130 Z	7031 KHz	Bob, W0CC (in KS)
Rocky Mtn Regional/Continental QRS Net (RMRc)	Sunday 8 AM MST	Sunday 1500 Z	7062.5 KHz	Dale, WC7S (in WY)
Pacific Northwest 80 m QRS Net (PNW80)	Thursday 5 PM PST	Friday 0100 Z	3556.5 KHz	Stewart, KE7LKW (in WA)
West Coast QRS Net (WCN)	Friday 8 PM PST	Saturday 0400 Z	7062 KHz	Mike, N6MST (in CA)

**Note:** On the rare occasions that there is a conflict between one of our scheduled nets and one of our regular sprints the sprint will take precedence.

## INTRODUCING OUR NEW NETS MANAGER

Hello everyone. I'm excited to be in a position to help this great group of hams, and my thanks to Wayne for his years of service to the club and all the assistance he has provided to get me ready to take over from him. By way of a brief introduction, I was first licensed as a Novice then quickly upgraded to General back in 1984 as a senior in High School. College, then my family and career took precedence over radio for the most part over the intervening 35 years, and though I never *really* left (license and QST always renewed), I now find I have the time to get back into the hobby. My call, W8EWH, was my fathers (SK) and I took it over last year after upgrading to Extra. Besides QRP CW from my station and the backyard, I enjoy kit building, CW contesting, and operating the digital modes. I love to chase contacts, wherever they may be. Thanks in advance for your support and hope to meet you on the air soon.

Mark - W8EWH

## NET CONTROL STATION REPORTS

### NAQCC FarnsWord QRQ Round Table Nets (FRN)

**Sunday evenings 4:00 PM PST, which is Monday 0000 UTC, on 5348 kHz (Ch 2)**

**Sunday evenings 5:00 PM PST, which is Monday 0100 UTC, on 3556 kHz +/-**

**60m NCS - JB NR5NN (CA); 80m NCS - Rick N6IET (CA)**

Please note the new FRN schedule above for November and hopefully for the rest of the winter, as indicated under CW Nets on the NAQCC website.

We welcome participants who can send and copy legibly at least 15 wpm. We usually call the net at about 21 wpm and ramp up from there, but we'll slow down for slower operators.

We try to emphasize proper spacing between letters and especially between words, so as to facilitate head copy. I recommend warming up with a code-sending exercise off the air prior to each net, trying to send as nearly error-free code as possible. My warmup is to send the alphabet and numerals, followed by THE QUICK BROWN FOX JUMPS OVER THE LAZY DOG. Start as slowly and deliberately as you need to for error-free sending, then gradually speed up, consistent with error-free sending, to your final speed.

This is a QRP CW club net, so please try to check in QRP or qQRP (quasi-QRP = 15 watts or less) for signal reports. It's OK to QRO if conditions warrant during subsequent rounds.

Our primary goals are good sending consistent with good head copy.

FRN Station Reports for October (UTC dates and times)

FRN/60 on 5348 kHz (Ch 2) at 0000z

Oct 07 - QNS (6) NR5NN NCS, K6GVG, N6KIX, KW6G, N3A/6, N6IET

Oct 14 - QNS (5) NR5NN NCS, K6GVG, KW6G, N6IET, KE6EE

Oct 21 - QNS (10) NR5NN NCS, N6IET, KW6G, KE6EE, AI6SL, K6GVG, WJ7S, N6KIX, K0DTJ, AA0RQ

Oct 28 - QNS (3) NR5NN NCS, K6GVG, KW6G

FRN/80 on 3556 kHz at 0230z (new time is 0100z)

Oct 07 - QNS (6) N6IET NCS, N3A/6, K0DTJ, KW6G, K6GVG, NR5NN

Oct 14 - QNS (6) N6IET NCS, KW6G, K0DTJ, NR5NN, K6JJR, K6GVG

Oct 21 - QNS (6) N6IET NCS, KW6G, AI6SL, K6GVG, N6KIX, NR5NN

Oct 28 - QNS (2) NR5NN NCS, K6GVG

### Commentary

We've arrived at the 11-year sunspot minimum – hopefully. How could it get any lower? We hit a record low Solar Flux Index (since 1953) of 64 for a couple of days during October.

We make the best of poor propagation conditions by picking bands and times that work well for a wide-area roundtable CW net and by making sure our antennas are as efficient as possible given our HOA or landlord constraints. We welcome the challenge!

Sometimes we find we are less antenna-constrained or background noise-plagued when operating portable, and getting a portable antenna to work efficiently on 60 or 80 meters really is a challenge! Obstacles and challenges stimulate invention and innovation. Most long-term FRN participants have experimented with improving their antennas and signals, and most have succeeded.

72, 73 and 77!

Rick N6IET

JB NR5NN (by proxy)

=====



**NAQCC East Texas QRS Net (ETN)**

**Monday evenings 7:00 PM CST, which is Tuesday 0100 UTC, on 7068 kHz +/-  
Main NCS - Allen KA5TJS (Texas)**

10/1/2019 QNI(2) NCS KA5TJS KE5YGA

Well got no takers on the 40 meter band tonight and Andy sent me a text that he heard nothing so I sent back 3.568? We got together there and had a nice QSO. 579 both ways but the QRN was kind of rough. May have to play with the freq. a little this late in the year.

10/8/2019 QNI(3) NCS KA5TJS KE5YUM K5TSK

The band was good at first. Good QSO with Terry in NTX who was trying out his new EFW for 80 meters on 40. It was working great. He was 579 QRP. Hank started out 589 from AR and in the middle of his second comment it was like someone hit a switch and he was gone! Band died very fast.

10/15/2019 QNI(2) NCS KA5TJS KE5YGA

Well I did not get any hits on 7.068 kHz tonight so went down to 3.568 kHz and had QRM there so slide down to 3.567 kHz and Andy found me. He was 599 but QRO I am sure. This time of year is ruff for sure. May have to go to 80 meters officially soon.

10/22/2019 QNI(0) NCS

10/29/2019 QNI(3) NCS KA5TJS KE5YGA N4NN

A good net last night, Andy was 579 and QRO and Allen was 569 and QRP. Allen kicked it up to 12 watts and was 579. Still thinking about going to 80 meters after the time change? Procrastinating!

=====

**NAQCC Rocky Mountain Regional/Continental QRS Nets (RMRc)**

**Sunday mornings 8:00 AM MST, which is 1500 UTC on 7062.5 kHz +/-  
Main NCS - Dale WC7S (Wyoming)**

I have been struggling to find props. So, we are going to change things up and move to Sunday mornings at 8 am MST on 7062.5 kHz. 20 hasn't worked well all summer but 40 is picking up. Look for us on 7.0625 MHz @ 8 am on Sunday.

=====

**NAQCC MIDWEST QRS Net (MWN)**

**Monday evenings 7:30 PM CST, which is Tuesday 0130 UTC, on 7031 kHz +/-  
Main NCS - Bob W0CC**

10/14/2019 QNI W0CC

QRN - S8. Received email from Hank, K5TSK, who could intermittently copy the signal in the QSB. I will be specifically listening for his call next week. Had to slightly shift from 7.031 to 7.0314 because of the strong station on 7.031.

10/21/2019 QNI W0CC, N8AI

QRN S-8. Chris did a great job of picking out the 5 watt signal in the QRM!

=====

**NAQCC West Coast Net (WCN)**

**Friday evenings 8:00 PM PST, which is Saturday 0400 UTC on 7062 KHz  
Main NCS - Mike N6MST (California)**

(September reports included as these were missed last month.)

09/06/2019 QNI (0)

Feed line damaged (completely severed!) by the gardener and not noticed until I turned the radio on to call the net. No net this night.

09/13/2019 QNI (1) NCS N6MST

Called for check-ins for 20 minutes, nothing heard but noise.

09/20/2019 QNI (3) NCS N6MST, KE7LKW, KH2EE

Conditions were just OK, Stewart KE7LKW was fairly loud here, Richard KH2EE five miles away was very light but it worked.

09/27/2019 QNI (0)

The RTTY contest blew out the entire band other than the Extra portion so instead of fight the contesters I decided to can the net for this week. Sent an email out to the regulars, my apologies to any others who might have been out there waiting.

10/04/2019 QNI(0)

I (N6MST) got held up at an event much longer than anticipated and got home too late to call the net.

10/11/2019 QNI(4) N6MST NCS, KH2EE, NF6R, WD8KRV

Conditions were pretty rough but a few were able to check in. Spent most of an hour calling for check-ins and got three. With 40 being the way it's been I was happy to have that many!

10/18/2019 QNI(6) NR5NN NCS, N6IET, K6GVG, KW6G, AI6SL

I had a Cub Scout campout to attend and sent out an email to the west coast net control stations to see if anyone was up for filling in for me as I would not be home to call the net. JB NR5NN stepped up and ran the net so thank you to him and the rest of the guys who showed up!

10/25/2019 QNI(3) N6MST NCS, KH2EE, NF6R

Band was pretty noisy here but had two check-ins. I am hoping with winter approaching 40 gets a bit better, we shall see!

Mike N6MST

=====

**NAQCC Pacific Northwest QRS 80 Meter Net (PNW80)**

**Thursday evenings 5:00 PM PST, which is Friday 0100 UTC on 3556.5 KHz.**

**Main NCS - Stewart KE7LKW (Washington State)**

10/04/2019 PNW QNI (8) NCS KE7LKW/7, N7KC, WB7WHG, N0DA, K7HZ, WB4SPB, AD7BP, K7JUV

10/11/2019 (0200z) QNI (3) NCS WB4SPB, N7KC, AD7BP

10/18/2019 PNW QNI (6) NCS KE7LKW, WB4SPB, AD7BP, WB7WHG, K7JUV, N7KC

10/25/2019 (0200z) QNI (7) NCS WB4SPB, AD7BP, WB7WHG, K7JUV, N7KC, KG7JEB, K7HZ

11/01/2019 PNW QNI (8) NCS KE7LKW, AD7BP, WB7WHG, K7JUV, N7KC, W7ANM, N0DA, KG7JEB

LEE N7KC AR N


Stewart KE7LKW, Randy WB4SPB, George WB4SPB



# HAM QUIPS



Dick Sylvan, W9CBT, #2062, has been a QRP/CW operator for a long time. He is also a very accomplished ham radio cartoonist and his work has appeared previously in the K9YA Telegraph newsletter. His book "HI HI - A Collection of Ham Radio Cartoons" is available at [www.lulu.com](http://www.lulu.com).



"THE SKILL OF TELEGRAPHY IS AN ART!"

# NAQCC CHAPTER NEWS

The North American QRP CW Club currently has seven local chapters - Western Pennsylvania, West Virginia, West Florida, Illowa, Downeast Maine, Long Island, and Florida - but we would be more than happy to expand on that list. Chapters are more or less independent local gatherings organized by NAQCC members in a geographical area and subject to a list of guidelines from the NAQCC. They provide opportunities to have fun and to promote our parallel passions of QRP and CW. If you are interested in forming a local chapter please contact Club President Paul, N8XMS.


If your chapter is planning a portable operation activity and would like to have it promoted on the club email list or in the newsletter, send an email with the subject "NAQCC Portable Operation" and with the exact wording of the announcement to Vice President John, N8ZYA, at the email address listed on the last page about a week before the operation. Please be sure to include the UTC time for the event and not just the local time.

A report about your chapter activity should appear here. Please send them to KD2MX or N8XMS at the email addresses listed on the last page.

NAQCC chapters located in the United States are welcome to use the NAQCC Club call, N3AQC for their special operations. Please contact call sign trustee Paul, N8XMS, to schedule the use of N3AQC.

Chapter Reports Begin On The Next Page

## NAQCC FLORIDA CHAPTER



Items in this section are from the Florida Chapter unless otherwise credited. Questions and comments should go to Steve, WB4OMM.

The Florida Chapter website is <http://wb4omm.com/naqcc-fl-chapter>.

### NAQCC FLORIDA CHAPTER MEMBER NEWS: OCTOBER 2019

On Friday, October 18<sup>th</sup>, 2019 the Florida Chapter of NAQCC returned to a local park for our monthly adventure. We held our latest “Operation in the Park” at Sunrise Park North, in Holly Hill, Florida. Well, kinda.



This lovely park, set on the Halifax River, offers several “pavilions”, a large fishing pier and grills. The view of the Daytona Beach peninsula skyline is terrific, and it’s a great setting for hamming in the outdoors!

On arrival at 9:30am (EDT local), I only recognized one car in the parking lot - Nikki’s (KM4SBQ #8749).... not a good sign (I usually am one of the last to arrive). I scooped up my equipment and Nikki and I walked towards the far end of the park by the water. We wound up being the only folks!

Sooooo.....here’s why - Tropical Storm Nestor was just off the West Coast of Florida (we’re only about 120 miles wide at this part of the state) and it is the start of “Biketoberfest” here in Daytona. 100K of motorcycles in four days.....I’m guessing this had a not so good impact on our group.....Oh well! (Yes, I am not smart enough to come in from the rain!!)

So, this trip, we had a total of 2 members in our group: Steve WB4OMM #5913 and Nikki KM4SBQ #8749.

The signals were actually pretty good today with the usual QSB. We did good! Propagation has been really bad on our last few outings!!

We arrived to our site with cloudy skies and a temp of 75 degrees with 50% humidity – a pretty stiff breeze most of the morning, so it seemed a bit cooler than it really was. By the time we left around 11AM EDT it was 80 degrees and the “rain drops” we’re just starting to drop a bit.





**The view - Halifax River, Daytona Skyline, the Vertical Hamstick Antenna**

**Steve WB4OMM #5913** - Elecraft KX-3, Vibroplex Code Warrior Jr paddle, 5W to a ground mounted vertical Hamstick setup for 20M. Steve worked 8 members in 7 states and an FB DX in Canada on 20M including Curt - WA2JSG #3457-NJ; Mike – VE3EDX #1951-ON; Mike - WA8SAN # 792-OH; Dick - K1IEE #3966-ME; Walt - KB1M-NH; Karen- W4KRN #3392-VA; Ken - WA2FBN #3054-NY; and Dirk – WA9TUT #8375-IL. When importing the day’s log, I was quite surprised how many times I have made Qs with most of these folks - between 7 of them – over 90 times! That’s what I call BIG support!

**Portable Operations in the Park**  
**Sunrise Park Holly Hill, Florida**

FLORIDA CHAPTER NAQCC  
 Volusia County Grid Locator E197

QSO WITH	CALLSIGN	DATE	TIME	FREQ/MODE	R ST	72/73!
«Title»	WB4OMM	18 Oct 2019	1342Z	20M/CW	«Last Name»	NAQCC#

**HERE IS OUR SPECIAL QSL FOR THOSE WHO WORKED US THIS TRIP!**



***NEXT MONTH'S SCHEDULED EVENT:***

Friday, November 15<sup>th</sup>, 2019 starting at 9:30 AM EST

Bethune Point Park (101 E. Bellevue Avenue, Daytona Beach, FL) – Park webpage with directions: [DIRECTIONS TO PARK AND INFO](#)

WHO: “The Usual Suspects” – Art WB4MNK, Steve WB4OMM, Rick AA4W, Don K3RLL, Wally KG4LAL, Bob W2EJG, John KM4JTE, John KD4JS, Phil NW4X, Nikki KM4SBQ, (and whoever else can make it)

Visit our Web Page:

<http://wb4omm.com/naqcc-fl-chapter/>

***Look for our announcement!***

72/73 to all – Steve WB4OMM, #5913 - [NAQCCFL@yahoo.com](mailto:NAQCCFL@yahoo.com)

## NAQCC LONG ISLAND CHAPTER



Items in this section are from the Long Island Chapter unless otherwise credited. Questions and comments should go to Howard, WB2UZE.

RECAP: QRP outing October 25, 2019

Fantastic day and turnout. Initially I wasn't confident that we would have a large participation but in the end 15 members attended. Thanks to all who supported this event.

We started out the day at the diner with 7 of us over good food and conversations (the well done home fries were excellent which Mike KC2SYF knew about) and then headed down to Robert Moses State Park at the beach within sight of the Fire Island Lighthouse. The usual photo going over the bridge is attached and the weather was overcast and 66F. Not much breeze down at the beach so we were all quite comfortable. This will probably be the last 60 degree outing we have until next May which is tough to think about.

The following members came down:

Walt W2TE

Kevin KC2KC

Russ W2FRB used his IC706 into a homebrew mag loop

Rich K2UPS

Howard WB2UZE

Tony KB2OMC came down with a KX3S which is a beautiful rig and an inverted V for 20m. Rich K2UPS was able to give helpful pointers on the controls and menus.

John W2XS set up his KX2 on batteries into a 40m dipole fed with twin lead.

Bob W2OSR has been having success with FT 817 5W into a Ham Stick mounted on top of his SUV

Peter AA2VG brought his Weber tribander 5w and used W2XS antenna and did quite well on 30m

Mike N2PPI using an FT891 5w into a Tarheel screwdriver antenna neatly mounted on his car

Mike KC2SYF used his KX3 into a DX Engineering Transworld antenna

Eric KD2GXN

Bill W2IIT set up an FT817 5W into an inverted vee complete with American flag atop

Ron KE2UK

Walt KA2CAQ

There was a solar flare in progress which made the bands quiet and noisier than usual for a beach QTH, but we managed to have a number of QSOs with the farthest into Texas, Canada, Virgin Island and St. Lucia. There were EU stations but on 5 watts we were not being heard. Lots of good camaraderie today which was enjoyed by all.

Howard WB2UZE

*pictures follow*



W2IIT



KA2CAQ N2PPI K2UPS W2IIT



KB2OMC





KC2SYF



KE2UK WB2UZE

## NAQCC WEST FLORIDA CHAPTER



Items in this section are from the West Florida Chapter unless otherwise credited. Questions and comments should go to Ron, N9EE.

The chapter's web site is at <https://www.facebook.com/groups/967110089994401/>.

No report available.

## NAQCC WESTERN PENNSYLVANIA CHAPTER



Items in this section are from the Western Pennsylvania Chapter unless otherwise credited. Questions and comments should go to John, K3WWP.

No report available.

## NAQCC ILLOWA CHAPTER



Items in this section are from the Illowa Chapter unless otherwise credited. Questions and comments should go to Tim, N9BIL.

The Illowa Chapter operates in the “Quad Cities” area of Davenport, IA / Moline, IL.

The Illowa Chapter website is at <https://sites.google.com/site/naqccillowa2/>.

No report available.

## DOWNEAST MAINE CHAPTER



Items in this section are from the Downeast Maine Chapter unless otherwise credited. Questions and comments should be directed to Jeff, KA1DBE.

The chapter is located in the Hancock and Washington counties area of Maine.

No report available.



## NAQCC WEST VIRGINIA CHAPTER



Items in this section are from the West Virginia Chapter unless otherwise credited. Questions and comments should go to John, N8ZYA.

The chapter's web site is at <http://n8zyaradioblog.blogspot.com/>.

No report available.

# MEMBER SUBMISSIONS




This section is a forum for you to tell other members what you've been up to on the ham bands or to submit a short article dealing with some aspects of CW and QRP operation or equipment. Just about anything that would be of interest to our members would be welcomed. Send your items to our News Editor Paul, KD2MX.

DISCLAIMER: Any views expressed in this section are those of the submitting member and may or may not be those of the NAQCC or its officers.

From Jerry, NF5U, #142—

*Jerry was one of the winners in our NAQCC 15th Anniversary sprint prize drawing. He sent this in after receiving his prize. - Editor*




I would like to thank the club and Paul N8XMS for organizing such a great and enjoyable event. To win a prize for doing something that is so much fun is truly amazing. I would also like to thank Steve WB4OMM for donating this 4SQR Hilltopper 20 qrp kit. I am going to enjoy assembling this kit. This rig will mate up with my MFJ qrp mag loop quite well. This rig will add additional portability to my qrp operation. Look for me on 14.059-14.065.

73's

Jerry NF5U

From Guy, W5UAA, #4582 —

*Guy was one of the winners in our NAQCC 15th Anniversary sprint prize drawing. He sent this in after receiving his prize. - Editor*



My current Go-Box includes an IC-7200, MFJ-993B and a ladder line fed doublet for 80M. Will be reviewing this book for a potentially better antenna for portable ops.

Thanks again!

Guy  
W5UAA

# NAQCC CLUB INFORMATION

## STATEMENT OF PURPOSE

From NAQCC President Paul Huff, N8XMS

Amateur radio has something for everyone. SSB, FM, AM, the digital modes, and QRO power levels all have their place in this great hobby and we certainly recognize the importance of these modes as well as the enjoyment that they give to many. But for a growing number of hams the challenge of *“doing the most with the least”* makes QRP (and QRPp) CW operating the greatest thrill available in amateur radio, and the North American QRP CW Club exists to promote this exciting facet of the hobby. As part of our focus we also encourage, but do not limit operators to, the use of simple wire antennas.

The NAQCC provides numerous opportunities for hams to enjoy QRP/CW operating. For contester types we have a popular monthly 2-hour sprint that runs at relatively low CW speeds and at a fairly relaxed pace. Three special sprints also take place during the year for 160-meter and QRPp operators. For a month-long activity we offer our members a Monthly Challenge that can be anything from forming a list of words from the calls of stations worked, to making a prescribed number of contacts using home-brew gear. There is also an extensive awards program to recognize the significant QRP/CW accomplishments of our members.

We also serve as a resource for people who are just getting started in QRP and/or CW. Our slow-speed CW nets are a great place for beginners to practice Morse code under real on-air conditions. Beginners will also find a wealth of helpful information on our club website and we are more than willing to try to answer any questions about QRP and CW that you might have. An extensive monthly newsletter is filled with useful projects and news from fellow QRPers.

A number of local NAQCC Chapters offer opportunities to get together for in person socializing and QRP/CW activities. Portable operations are especially popular with the local chapters.

Whether you are a veteran ham radio operator who is looking for a new challenge in the hobby, or a beginner who is intrigued by the possibilities of QRP/CW communication, we cordially invite you to join us. Membership is free and the benefits and fun are significant.

The North American QRP CW Club was founded in 2004 by WY3H and K3WWP and now has over 9500 members world wide. Membership is free and anyone interested in CW/QRP operating is welcome. Complete information about the NAQCC, including a membership application, activities schedule, and useful resources, can be found on our website at <http://www.naqcc.info/>. Inquires can also be sent to

Club President Paul Huff, N8XMS  
9928 Eckles  
Livonia, MI 48150  
USA



Additional contact information can be found on the next page.

<b>NAQCC CONTACTS</b>		
<b>NAQCC President</b> Newsletter Editor	Paul - N8XMS	paul142857@gmail.com
<b>NAQCC President</b> (Beginning January 2020)	Steve - WB4OMM	sszabo1@cfl.rr.com
<b>NAQCC Vice President</b> West Virginia Chapter	John - N8ZYA	jspiker58@gmail.com
Downeast Maine Chapter	Jeff - KA1DBE	ka1dbe@arrl.net
Florida Chapter	Steve - WB4OMM	sszabo1@cfl.rr.com
Western Pennsylvania Chapter	John - K3WWP	jsk3wwp@windstream.net
Illowa Chapter	Tim - N9BIL	n9bil@arrl.net
West Florida Chapter	Ron - N9EE	n9ee@tampabay.rr.com
Long Island Chapter	Howard - WB2UZE	wb2uze@yahoo.com
Help For Beginners	Brion - VE3FUJ	ve3fuj@wightman.ca
Member Submissions Member Spotlight	Paul - KD2MX	kd2mx@arrl.net
Facebook Page Manager	Jerry - K4KBL	digilink@gmail.com
NAQCC CW Nets	Mark - W8EWH	mark.yergin@gmail.com

NOTE: These email address are not automatic links.  
They are given here in graphic form to avoid harvesting by spambots.

#### REPRINT POLICY

Unless otherwise stated in the article, local clubs and other ham radio organizations are free to reprint featured articles from this newsletter, provided appropriate credit is given to the North American QRP CW Club and the author of the article. If at all possible a link to the club website at <http://www.naqcc.info/> should be included.